



# Regular Meeting of the Recreation & Parks Commission

## AGENDA

Wednesday, January 17, 2024  
City Council Chambers, City Hall  
6:00 pm  
350 Main St. El Segundo, CA 90245

## COMMISSIONERS

Bob Motta	Chairperson
Kelly Watson	Vice-Chairperson
Dave Lubs	Commissioner
Julie Stolnack	Commissioner
Jeanette Gant	Commissioner

Aly Mancini	Recreation, Parks & Library Director
Linnea Palmer	Acting Recreation Superintendent
Christopher Hentzen	Parks Superintendent
Brandee Thornton	Senior Administrative Specialist

---

The Recreation and Parks Commission can only take action upon items that have been properly posted and listed on the Agenda. Any writings or documents given to a majority of the Commission regarding any matter on this agenda that the City received after issuing the agenda packet are available for public inspection in the Recreation and Parks Department office during normal business hours. Additional copies will be available at the Commission meeting.

Members of the public may place items on the Agenda by submitting a Written Request to the Recreation Parks and Library Director at least ten (10) days before the meeting of the Recreation and Parks Commission (by 2:00 p.m. Monday, the week prior to the meeting). The request must include a brief general description of the business to be transacted or discussed at the meeting.

In compliance with the Americans with Disabilities Act, if you need special assistance to participate in this meeting, please contact Brandee Thornton, 310-524-2774. Notification 48 hours prior to the meeting will enable the City to make reasonable arrangements to ensure accessibility to this meeting.

---

## PUBLIC COPIES & POSTINGS

Agenda Only

Posted at City Hall

**A. CALL TO ORDER**

**B. PLEDGE OF ALLEGIANCE** – Commissioner Gant

**C. ROLL CALL**

**D. PRESENTATION**

1. Employee Spotlight – Joseph Casillas, Parks Supervisor  
Christopher Hentzen, Parks Superintendent
2. Quarter in Review  
Linnea Palmer, Acting Recreation Superintendent

**E. PUBLIC COMMUNICATIONS** – *(Related to Commission business only and that is within the subject matter under the jurisdiction of the Commission – 5 minutes per person; 30 minutes total. The Brown Act does not allow the Commission to take action on any item not on the agenda.)*

**F. CONSENT CALENDAR**

1. Approval of the revised minutes of the Recreation and Parks Commission meeting of August 16, 2023. (Commission Action Required)

**Recommendation:**

1. Approval of the revised minutes of the Recreation and Parks Commission meeting of August 16, 2023.
  2. Alternatively, discuss and take additional action.
2. Approval of the minutes of the Recreation and Parks Commission meeting of October 18, 2023. (Commission Action Required)

**Recommendation:**

1. Approval of the minutes of the Recreation and Parks Commission meeting of October 18, 2023.
2. Alternatively, discuss and take additional action.

**G. UNFINISHED BUSINESS**

1. Recreation Park Renovation – LPA Update  
Aly Mancini, Recreation, Parks and Library Director

**Recommendation:**

1. Receive and file.
2. Alternatively, discuss and take additional action.

**H. NEW BUSINESS**

1. El Segundo Connect Pilot Transportation Program Review  
Ryan Delgado, Recreation Supervisor

**Recommendation:**

1. Review and provide feedback.
2. Alternatively, discuss and take additional action.

**I. REPORTS**

**1. REPORTS OF SUBCOMMITTEES**

- Aquatics Subcommittee
- Transportation Subcommittee
- Youth Sports Council
- Recreation Park Renovation Subcommittee

## **2. DIRECTOR'S REPORT**

Aly Mancini, Recreation, Parks & Library Director

## **J. COMMISSIONERS COMMENTS**

- Commissioner Lubs
- Commissioner Stolnack
- Commissioner Gant
- Vice Chairperson Watson
- Chairperson Motta

## **K. STAFF COMMENTS**

Linnea Palmer, Acting Recreation Superintendent  
Christopher Hentzen, Parks Superintendent  
Aly Mancini, Recreation, Parks & Library Director

## **L. ADJOURNMENT**

Adjourn to the February 21, 2024, Meeting.



**RECREATION AND PARKS COMMISSION**  
**Meeting Minutes**  
**Wednesday, August 16, 2023, 6:00 p.m.**

**A. CALL TO ORDER** – The meeting of the Recreation and Parks Commission was called to order by Chairperson Motta at 6:00 p.m.

**B. PLEDGE OF ALLEGIANCE** – Led by Chairperson Motta.

**C. ROLL CALL** –

Commissioner Jeanette Gant	Present
Commissioner Julie Stolnack	Present
Commissioner Dave Lubs	Present
Vice Chairperson Kelly Watson	Present
Chairperson Bob Motta	Present

**D. PRESENTATION**

1. Employee Spotlight – Eduardo Franco

Director Mancini shared about Eduardo's contributions to the Parks Division and thanked him for his dedication to the team.

2. Drama Presentation

The El Segundo Youth Drama program performed a song from their Wizard of Oz production and invited the commissioners to their show.

**E. PUBLIC COMMUNICATIONS** – *(Related to Commission business only and that is within the subject matter under the jurisdiction of the Commission – 5 minutes per person; 30 minutes total. The Brown Act does not allow the Commission to act on any item, not on the agenda.)*

Monica Davis of the Blue Butterfly Conservancy advocated for the inclusion of blue butterfly habitat in Recreation Park.

Robert Crerand, an El Segundo resident, provided feedback about the pickleball courts.

**F. CONSENT CALENDAR**

1. APPROVAL OF THE MINUTES of the Recreation and Parks Commission Meeting of June 21, 2023. (Commission Action Required)

Motioned by Commissioner Lubs and seconded by Commissioner Stolnack to approve the minutes of the June 21, 2023 meeting with revisions requested by Commissioner Stolnack. Motion carried 5-0.

2. APPROVAL OF THE MINUTES of the Recreation and Parks Commission Meeting of July 19, 2023. (Commission Action Required)

Motioned by Vice Chairperson Watson and seconded by Commissioner Gant to approve the minutes of the July 19, 2023 meeting. Motion carried 5-0.

**G. UNFINISHED BUSINESS – None**

**H. NEW BUSINESS**

1. LPA Presentation

Arash Izadi, LPA Director of Sports + Recreation, presented options for the Phase One Recreation Park Renovation Project, created with input from staff and the Recreation Park Renovation Subcommittee. This presentation excluded cost estimates.

The commission shared their input and recommendations on the project based on the presentation.

Motioned to receive and file by Vice Chairperson Watson and Seconded by Commissioner Stolnack. CARRIED 5-0.

**I. PUBLIC COMMUNICATIONS – (Related to Commission business only and that is within the subject matter under the jurisdiction of the Commission – 5 minutes per person; 30 minutes total. The Brown Act does not allow the Commission to act on any item, not on the agenda.)**

- Barry Lusky, an El Segundo resident, informed the Commission that the El Segundo High School tennis team needs a minimum of 6 courts to play. He would like to follow up about the Joint Use Agreement. He also commented that residents are overwhelmingly tennis players compared to pickleball which is largely non-resident use.

Director Mancini informed that the Joint Use Agreement will be presented to City Council at the September 5<sup>th</sup> meeting. She also informed that the tennis courts at Raytheon are being toured by the school district.

- Sergiu Boerica, an El Segundo resident and tennis instructor, requested follow-up regarding how the horseshoe and lawn bowling space will be activated in the Recreation Park renovation project. He suggested adding pickleball courts to that space.

Director Mancini informed that the Recreation Park Renovation Project budget does will not allow for building of additional tennis or pickleball courts at the park.

- Monica Davis, an El Segundo resident, supported the priority use of the El Segundo High School tennis team having priority use of the tennis courts in Recreation Park. Additionally, she informed that she is not in favor of synthetic grass or adding a dog park to Recreation Park. Lastly, she wants to consider adding natural habitat to the hill by the clubhouse for the blue butterflies.

Commissioner Gant asked what phase basketball courts, volleyball courts, and handball court renovation will take place. Director Mancini informed that project phase priorities will

be dictated by the City Council.

## **J. REPORTS**

### **1. REPORTS OF SUBCOMMITTEES**

- a. Aquatics Subcommittee will meet on Monday, August 21, 2023.
- b. Transportation Subcommittee shared that the ES Connect pilot program is launching on August 24, 2023, and invited everyone to try it.
- c. Youth Sports Council will meet on Tuesday, August 22, 2023.
- d. Recreation Park Renovation Subcommittee – no comment

### **2. DIRECTOR REPORTS**

Commissioner Lubs referred to public comment and informed that the pickleball reservation numbers have increased significantly over the last year in comparison to tennis reservations.

Commissioner Stolnack is curious about changing the farmer's market from Thursday to Saturday. She would also like to see an increase in fresh food vendors and a follow up on the numbers over the last year.

## **K. COMMISSIONERS COMMENTS**

Vice Chairperson Watson had no comments.

Commissioner Stolnack had no comments.

Commissioner Lubs thanked Vice Chairperson Watson for her dedication to finding transportation solutions in the city.

Commissioner Gant had no comments.

Chairperson Motta was happy to see drama the meeting this evening. He also thanked former Commissioner Lee Davis for his time spent on the Recreation and Parks Commission.

## **L. Staff Comments**

Acting Superintendent Haro and Director Mancini thanked the commission for their input on the recreation park renovation project.

## **M. ADJOURNMENT**

Adjourn to the next meeting on September 20, 2023, at 6:00 pm.

Meeting adjourned at 8:18pm



**RECREATION AND PARKS COMMISSION**  
**Meeting Minutes**  
**Wednesday, October 18, 2023, 6:00 p.m.**

**A. CALL TO ORDER** – The meeting of the Recreation and Parks Commission was called to order by Chairperson Motta at 6:00 p.m.

**B. PLEDGE OF ALLEGIANCE** – Led by Commissioner Stolnack.

**C. ROLL CALL** –

Commissioner Jeanette Gant	Present
Commissioner Julie Stolnack	Present
Commissioner Dave Lubs	Present
Vice Chairperson Kelly Watson	Present
Chairperson Bob Motta	Present

**D. PRESENTATION**

1. Employee Spotlight – Jaye O’Riley

Director Mancini shared about Jaye’s contributions to the recreation division and their work at Clubhouse.

2. Welcome Back Christopher Hentzen

Director Mancini welcomed Christophen Hentzen back to work and the commission shared their gratitude that he has returned.

**E. PUBLIC COMMUNICATIONS** – *(Related to Commission business only and that is within the subject matter under the jurisdiction of the Commission – 5 minutes per person; 30 minutes total. The Brown Act does not allow the Commission to act on any item, not on the agenda.)*

Julie Rochefort, resident of El Segundo, requested the commission and staff act on the pollinator garden.

Michael Linn, resident of El Segundo, requested that the Recreation Park Renovation Project – Phase One include improvements to the Recreation Park playgrounds.

## **F. CONSENT CALENDAR**

1. APPROVAL OF THE MINUTES of the Recreation and Parks Commission Meeting of September 20, 2023. (Commission Action Required)

Motioned by Vice Chairperson Watson and seconded by Commissioner Gant to approve the minutes of the September 20, 2023, meeting. Motion carried 5-0.

## **G. UNFINISHED BUSINESS – None**

## **H. NEW BUSINESS –**

1. Discussion and possible action regarding cancelation of the Regular Meeting of the Recreation and Parks Commission on November 15, 2023, and December 20, 2023.

The committee requested monthly updates if their Regular Commission Meetings are canceled. They motioned to hold the regular meetings in November and December with the option for staff to cancel if there are no new agenda items.

Motioned by Chairperson Motta and seconded by Commissioner Gant. Motion Carried 4-1. Commissioner Stolnack in opposition.

2. Recreation Park Renovation City Council Presentation Updates

Director Mancini gave a brief overview of the feed back received during the September 19, 2023, City Council meeting. Director Mancini also informed that LPA would provide an update on the scope of the Recreation Park Renovation Project – Phase One at the December 5, 2023, City Council meeting. At this time, she addressed the public comments made by Michael Linn and informed that staff will look into updating the Recreation Park playground spaces.

## **I. REPORTS**

### **1. REPORTS OF SUBCOMMITTEES**

- a. Aquatics Subcommittee – did not meet.
- b. Transportation Subcommittee – did not meet
- c. Youth Sports Council – did not meet
- d. Recreation Park Renovation Subcommittee update was provided during item H.2 on the agenda.

### **2. DIRECTOR REPORTS**

Director Mancini informed that the police department and executive team will focus on possible revisions to the Municipal Code language relating to bicycle use in Recreation Park.

Director Mancini informed that she would provide a follow up to the request for more detailed minutes for the August 16, 2023 Recreation and Parks Commission meeting.

Director Mancini provided updated numbers for the Raytheon field reservation numbers from the August 16, 2023 Recreation and Parks Commission.



## **J. COMMISSIONERS COMMENTS**

Commissioner Lubs informed the Commission that he has started compiling data about field reservations and use. Superintendent Hester informed that Recreation Supervisor, Rachel Cummings has started compiling this information as well and hopes to provide more clarity about field use in the near future.

Commissioner Gant requested an updated on the aquatic's fees. Director Mancini informed that the fees will be presented at the November 7, 2023, City Council meeting.

Commissioner Stolnack informed the Commission of an article in the Daily Breeze about new state restrictions on the use of synthetic turf.

Vice Chairperson Watson requested an update on the pollinator garden project. Director Mancini informed that the City Attorney is working on a mechanism to be able to accept donations in the City. This process will be presented to the Commission in December.

Chairperson Motta welcomed Christopher Hentzen and Arecia Hester back to the Commission.

## **L. Staff Comments**

Recreation Supervisor Delgado thanked staff and the Commission for their work in serving the public.

## **M. ADJOURNMENT**

Adjourn to the next meeting on November 15, 2023, at 6:00 pm.

Meeting adjourned at 6:43 pm

**TITLE:**

El Segundo Connect Pilot Transportation Program Review

**RECOMMENDATION:**

1. Review and provide feedback;
2. Alternatively, discuss and provide direction, related to this item.

**FISCAL IMPACT:**

The cost to conduct the three month pilot program was \$32,760 per month, \$98,280 total. Proposition A funds were used to fund the pilot.

**BACKGROUND:**

Approved by voters in November 1980, Proposition A is a half-cent sales tax dedicated to transportation funding and was the first of its kind to address transportation challenges in LA County. Currently Proposition A funds programs such as Dial-A-Ride with Lyft, Beach Shuttle, Day Trips, Camp Field Trips, and Teen excursions. El Segundo Prop A Local Return Estimate for this Fiscal Year was \$493,746.

In Summer 2021 the Transportation committee conducted informal online community surveys to determine what transportation services were desired by residents. Based on survey and community feedback information, the Transportation Committee recommended a pilot program to provide transportation service to lunchtime locations, public transit such as the Metro station, and City facilities including Campus El Segundo and the Aquatics Center.

**Analysis:**

The El Segundo Connect pilot program operated from August 23 to November 15, 2023 and served 1,193 riders. The program offered two routes through El Segundo with up to 16 stops (Attachment A). The service operated Monday through Friday, 11:30 am to 6:00pm. Ridership data was collected during this time to evaluate the benefits of the ES Connect service.(Attachment B)

The most utilized pick up and drop off points were:

- Blue Route – 11:30am – 2:00pm
  - 567 Riders
  - Busiest Time: 12:00pm – 1:00pm
  - Popular Stops:
    - Maple & Nash St – 88 Riders, 15%
    - Grand Ave & Main St – 59 Riders, 10%
    - Nash St & Mariposa Ave – 66 Riders, 11%
- Red Route – 2:00pm – 6:00pm
  - 626 Riders

## Recreation and Parks Commission

January 17, 2024

Page 2 of 3

- Busiest Time: 2:00pm – 3:00pm
- Popular Stops:
  - Maple Ave & Main St – 139 Riders, 22%
  - Maple Ave & Center St – 162 Riders, 25%
  - Campus Athletic Fields – 108 Riders, 17%

The least utilized pick up and drop off points were:

- Blue Route – 11:30am – 2:00pm
  - 567 Riders
  - Busiest Time: 12:00pm – 1:00pm
  - Least Utilized Stops:
    - Grand Ave & PCH– 19 Riders, 3%
    - Main St & Holly Ave – 18 Riders, 3%
    - Richmond St & Mariposa Ave – 13 Riders, 2%
- Red Route – 2:00pm – 6:00pm
  - 626 Riders
  - Busiest Time: 2:00pm – 3:00pm
  - Least Utilized Stops:
    - El Segundo Blvd & Nash St – 20 Riders, 3%
    - Grand Ave & Eucalyptus St – 12 Riders, 1%
    - Palm Ave & Virginia St – 11 Riders, 1%

Based on the number of rides and the monthly cost to operate the program, each ride utilized \$79.77 of Prop A funding.

### **DISCUSSION:**

If the estimated Prop A allocation for FY 24-25 are adequate to fund ES Connect, staff recommends that the Transportation Committee discuss the possibility of continuing and expanding the ES Connect in FY2024/25. Staff recommends altering days, hours and location points based on data collected and also the implementation of a nominal riders' fee to help lower costs. Staff also recommends that the Transportation Committee discuss alternative funding sources to ease the burden on Prop A funding.

### **CITY STRATEGIC PLAN COMPLIANCE:**

Goal 4: Develop and Maintain Quality Infrastructure and Technology

Recreation and Parks Commission  
January 17, 2024  
Page 3 of 3

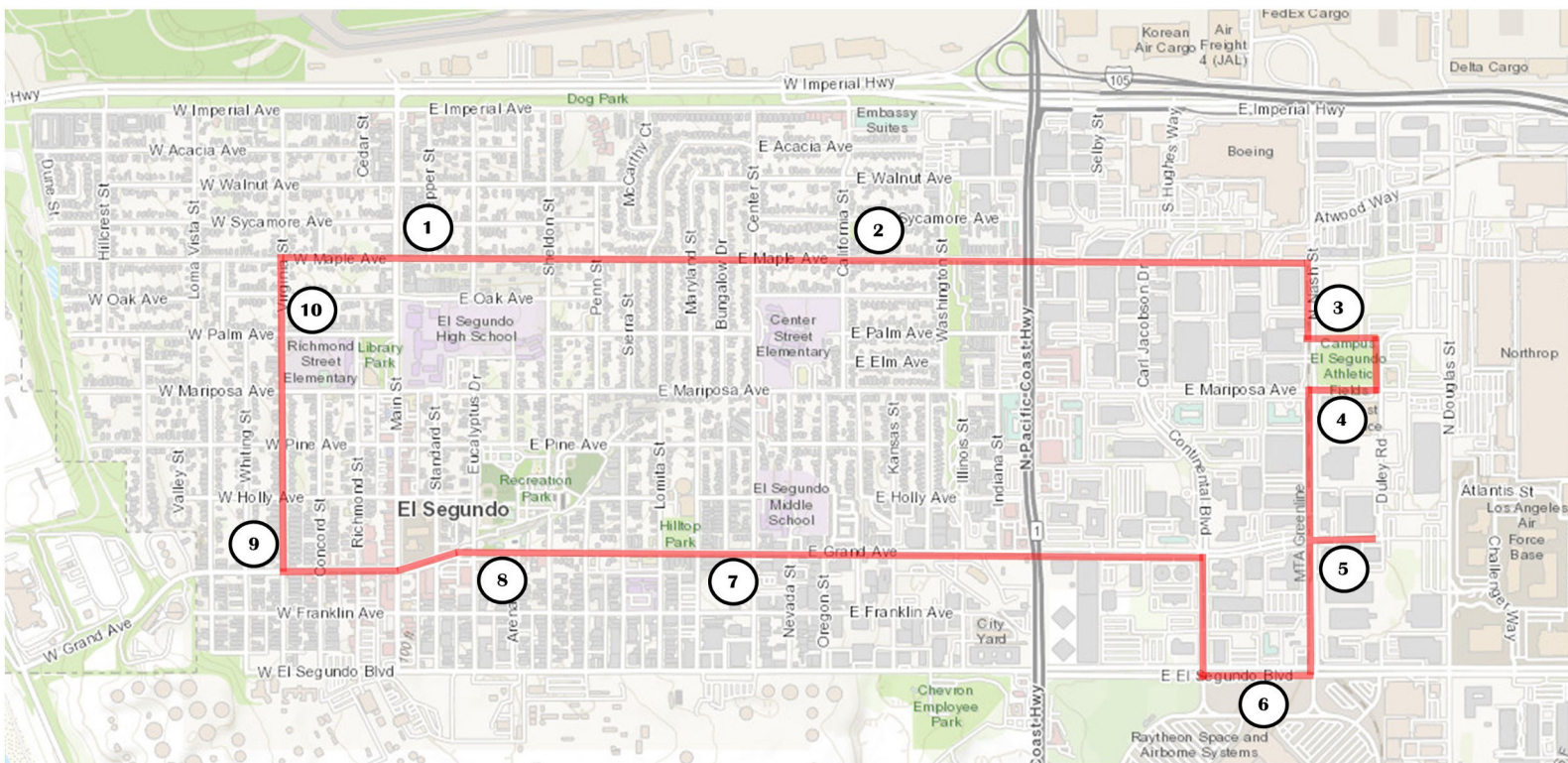
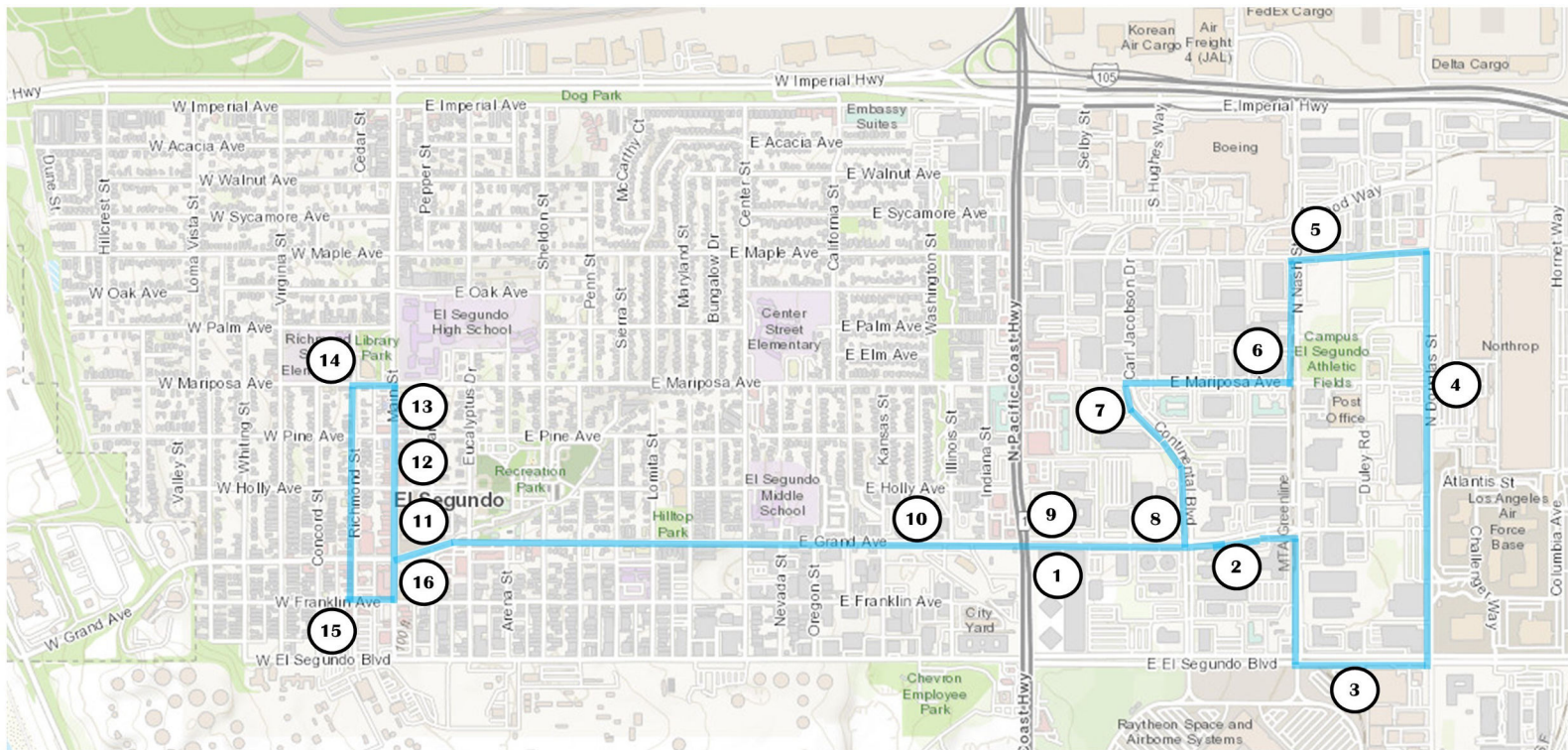
**PREPARED BY:** Ryan Delgado, Recreation Supervisor

**REVIEWED BY:** Linnea Palmer, Acting Recreation Superintendent

**APPROVED BY:** Aly Mancini, Recreation, Parks and Library Director

**ATTACHED SUPPORTING DOCUMENTS:**

1. Route Map
2. Ridership Data





## RECREATION, PARKS and LIBRARY DEPARTMENT

**DATE:** January 17, 2024  
**TO:** Recreation and Parks Commission  
**FROM:** Aly Mancini, Director of Recreation, Parks and Library  
**SUBJECT:** Department Report

---

### **City Council Action**

At a special meeting of the City Council on October 30<sup>th</sup>, the Council approved an amended and reinstated Joint Use Agreement between the City and the El Segundo School District.

### **Recreation Park Renovation Project**

Proposals for the next phase of the Recreation Park Renovation project are being reviewed by staff with a goal to take a contract for City Council approval in February.

### **Recreation Division**

#### ***Special Events***

##### ***Joy Around the World***

On December 7<sup>th</sup>, the Recreation, Parks and Library department hosted the 3<sup>rd</sup> annual Joy Around the World, Festivals of Holidays and Tree Lighting. The event celebrates the holidays of Christmas, Hanukkah, Kwanzaa, Noche Buena and Omisoka, The festival included dance performances, arts and crafts, a variety of vendors selling food and goods, a Polar Express themed train ride for children, a free hot cocoa bar hosted by the TAC, gifts from Mattel and photos with Santa.

##### ***Candy Cane Lane***

The City partnered with the residents of Acacia Avenue to conduct the annual Candy Cane Lane program. The residents decorated their homes and hosted visits with Santa to thousands of guests over the nine nights of activity. Staff held a debrief with residents after the event and look to make adjustments to next year's event to better handle crowds, trash and parking.

##### ***Joslyn Center, Senior Transportation, & Community Garden***

October Meals Delivered: 443  
November Meals Delivered: 402  
December Meals Delivered: 378

October Lyft Pass: 153  
November Lyft Pass: 153  
December Lyft Pass: 157

October Lyft Concierge: 322  
November Lyft Concierge: 339  
December Lyft Concierge: 322

October Senior Activities: 174 hours  
November Senior Activities: 166 hours  
December Senior Activities: hours

October Amenity Usage: 123 hours  
November Amenity Usage: 123 hours  
December Amenity Usage: 22 hours

October through December Community Garden (West) Active Plots: 16  
October through December Community Garden (East) Active Plots: 22

### ***Teen Center***

The Teen Center continues to be staffed and open for drop-in use 6 days per week and was open a total of 25 days in October. Throughout October, a total of 1,388 teens visited the Teen Center, 1162 visited the Skate Park, and 952 visited the basketball court based on the hourly attendance recorded by staff. Throughout the month of October, the Teen Center hosted twice daily activities in an effort to boost participation in Teen Center programming. Lastly, the Teen Center hosted the second Teen Advisory Committee Meeting of the 23-24 school year. The Teen Center hosted the first TAC event of the year, a haunted escape room that was attended over 50 teens.

Champ Camp: 8 hours/4 reservations  
Dungeons and Dragons: 8 hours/4 reservations

October Attendance: 1,388  
Average Hourly Attendance: 10 teens per hour

The Teen Center continues to be staffed and open for drop-in use 6 days per week and was open a total of 22 days in November. Throughout November, a total of 1,416 teens visited the Teen Center.

Champ Camp: 8 hours/4 reservations  
Dungeons and Dragons: 8 hours/4 reservations

November Attendance: 1,416  
Average Hourly Attendance: 12 teens per hour

The Teen Center continues to be staffed and open for drop-in use 6 days per week and was open a total of 25 days in December. Throughout December, a total of 1,350 teens visited the Teen Center.

Champ Camp= 6 hours/3 reservations  
Dungeons and Dragons= 6 hours/3 reservations

December Attendance: 1,350  
Average Hourly Attendance: 9.5 teens per hour

### ***Gordon Clubhouse Facility Use***

The Clubhouse and its various rooms were reserved/activated a total of 86 times totaling, 136 hours of use in September for recreation activities, youth drama program, camps, Co-op, meetings, and rentals.

October Co-Op: 97 hours/29 reservations  
October Recreation Classes: 67 hours/67 reservations  
October Camps: 0 hours/0 reservations  
October Drama: 44 hours / 17 reservations  
October Internal Meetings & Training: 27 hours / 5 reservations  
October Rentals: 14 hours/8 reservations

Total Hours of Activities:126  
Total Number of Hours: 249

November Co-Op: 54 hours/22 reservations  
November Recreation Classes: 28 hours/28 reservations  
November Camps: 6 hours/ 2 reservations  
November Drama: 62 hours/33 reservations  
November Internal Meetings: 3 hours/ 1 reservation  
November Rentals:0 hours/0 reservations

Total Hours of Activities: 86  
Total Numbers of Hours: 153

December Co-Op: 38 hours/22 reservations  
December Recreation Classes: 21 hours/18 reservations  
December Camps: 16 hours/8 reservations  
December Drama: 0 hours/0 reservations  
December Internal Meetings: 3 hours/3 reservations  
December Rentals:14 hours/2 reservations

Total Hours of Activities: 53  
Total Number of Hours: 92

### ***Aquatics Center***

A detailed report on the use of the Aquatic Center is attached. (Attachment A).

### ***Checkout Building***



On September 5th, Recreation Supervisor Rachel Cummings transferred to the Checkout Building to assume supervision of operations and staff. On September 19th, a staff meeting and training was conducted with Checkout Staff. Staff policy changes include the introduction of a staff cell phone to be utilized for staff out in the field to improve communication.

### ***Fields and Courts Use***

A detailed report on the use of fields and courts is attached with the number of reservations calculated by hour. (Attachment B).

### **Parks Division**

#### ***Parks, Projects, Improvements***

Sports field renovation completed

Batting cage fence repair completed

New backstops installed at Stevenson field and the Softball field

#### ***Tree Report***

West Coast Arborist tree trimming will be taking place city wide.

### **ATTACHMENTS**

Attachment A – Aquatics Center Detailed Report

Attachment B – Fields and Court Use Detailed Report



## AQUATICS October Report

Aquatics Center Instructional Programming		\$	Number of Participants
Contract Classes			
Naomi's Hiit Water Aerobics	\$	7,682.00	702
Swim With Me Adaptive Swim	\$	1,125.00	4
<b>Totals</b>	<b>\$</b>	<b>8,807.00</b>	<b>706</b>

Aquatics Center Public Drop In Programming		\$	Number of Customer Lane Reservations
Public Swim			
Reservations	\$	9,720.00	6249
Lap Swim Drop in	\$	456.00	287
Recreation Swim	\$	1,275.00	485
<b>Totals</b>	<b>\$</b>	<b>11,451.00</b>	<b>7021</b>

Annual Membership Sales at the Aquatics Center		\$	Memberships sold
Wiseburn Rec IDs	Adult ID	\$ 30.00	2
Wiseburn Rec IDs	Senior ID	\$ 10.00	2
Wiseburn Rec IDs	Youth ID		
Wiseburn Rec IDs	Infant ID		
<b>Totals</b>		<b>\$ 40.00</b>	<b>4</b>

El Segundo Rec IDs	Adult ID	\$ 75.00	5
El Segundo Rec IDs	Senior ID	\$ 20.00	4
El Segundo Rec IDs	Youth ID	\$ 10.00	1
El Segundo Rec IDs	Infant ID	\$ -	0
<b>Totals</b>		<b>\$ 105.00</b>	<b>10</b>

Membership Sales		Passes Purchased to use towards Lane Rentals	
El Segundo Resident Punch Passes			
10 Punch Pass	\$	264.00	10
20 Punch Pass	\$	262.00	6
30 Punch Pass	\$	1,395.00	21
El Segundo Resident Membership Passes			
30 Day	\$	20.00	1
90 Day	\$	105.00	1
Annual	\$	1,000.00	4
Wiseburn Resident Punch Passes			
10 Punch Pass	\$	193.00	6
20 Punch Pass	\$	98.00	2
30 Punch Pass	\$	360.00	7
Wiseburn Resident Membership Passes			
30 Day	\$	60.00	2
90 Day	\$	-	0
Annual	\$	-	0
Non-Resident Punch Passes			
10 Punch Pass	\$	1,270.00	29
20 Punch Pass	\$	830.00	10
30 Punch Pass	\$	3,015.00	29
Non-Resident Membership Passes			
30 Day	\$	420.00	8
90 Day	\$	640.00	4
Annual	\$	2,000.00	5
<b>Totals</b>	<b>\$</b>	<b>11,932.00</b>	<b>145</b>

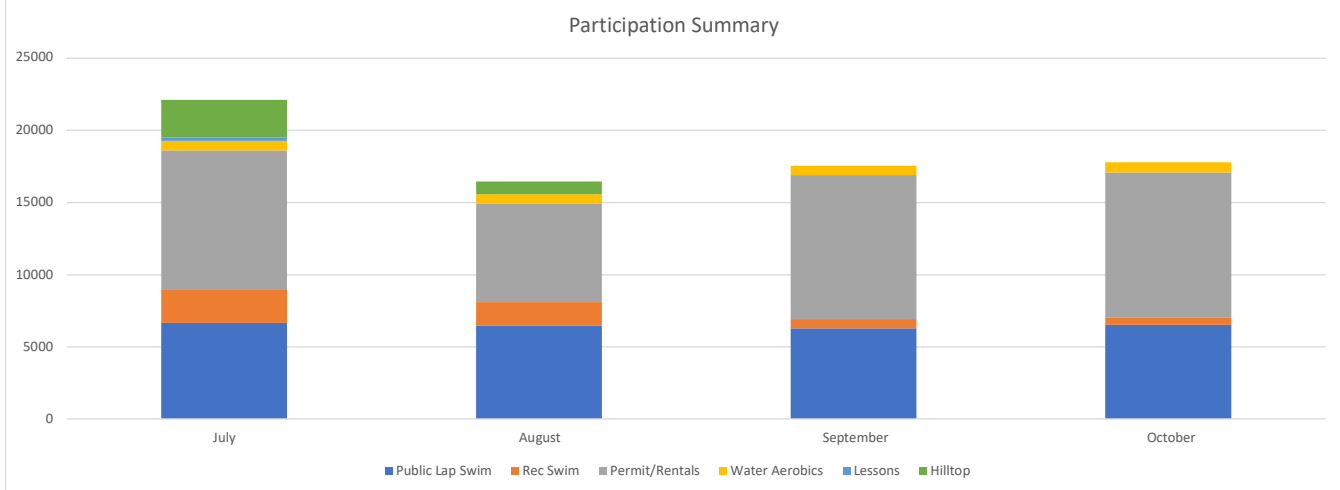
Aquatics Center Permit Groups	Lane Hours	\$	Estimated Participants (4 to 5 per lane)
Alpha	990.50	\$ 15,152.00	3962
Beach Cities	492.00	\$ 7,626.00	1968
SCAQ	425.00	\$ 6,587.50	1700
South Bay United	538.00	\$ 3,550.00	1076
Tower 26	173.00	\$ 2,681.50	519
Trojan	300.00	\$ 2,580.00	600
Coastal	120.00	\$ 792.00	240
<b>Totals</b>	<b>3038.50</b>	<b>\$ 38,969.00</b>	<b>10065.00</b>

Events	\$	Number of Participants
Pumpkin Poolooza	\$1,505	250
<b>Totals</b>	<b>\$ 1,505.00</b>	<b>250</b>

<b>TOTAL</b>	<b>\$ 72,809.00</b>	<b>Estimated Amount of Visitors in October</b>	<b>17951.00</b>
--------------	---------------------	--	-----------------

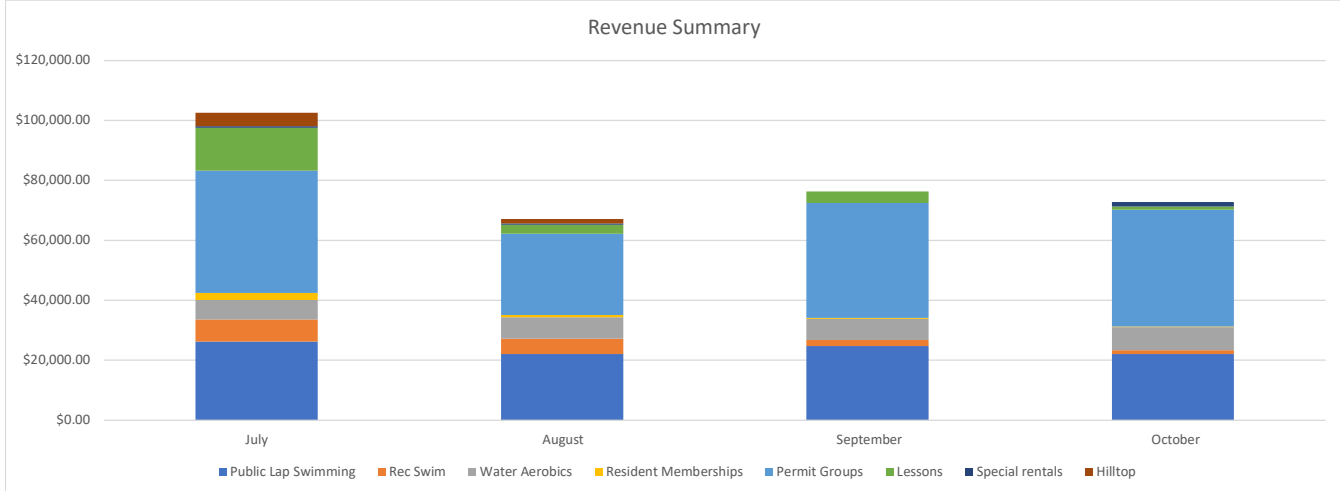
Monthly Statistics	July		August		September		October	
	Revenue	Participation	Revenue	Participation	Revenue	Participation	Revenue	Participation
Water Aerobics	\$ 6,568.00	673	\$ 7,122.00	650	\$ 6,952.00	631	\$ 7,682.00	702
Lesson Programming	\$ 14,262.00	213	\$ 3,004.00	9	\$ 3,792.00	10	\$ 1,125.00	4
Lap Swimming	\$ 26,264.00	6673	\$ 22,096.00	6495	\$ 24,793.00	6280	\$ 22,108.00	6536
Family/Rec Swim	\$ 7,309.00	2282	\$ 5,118.00	1601	\$ 2,006.00	644	\$ 1,275.00	485
Annual Membership Sales	\$ 2,390.00	206	\$ 790.00	67	\$ 370.00	37	\$ 145.00	14
Rentals/Permit Groups	\$ 40,765.10	9659	\$ 27,038.30	6818	\$ 38,427.00	9983	\$ 38,969.00	10065
Hilltop	\$ 4,480.00	2614	\$ 1,500.00	893				
Special Events/Rentals	\$ 500.00		\$ 500.00				\$ 1,505.00	300
	<b>\$102,538.10</b>	<b>22,320</b>	<b>\$67,168.30</b>	<b>16,533</b>	<b>\$76,340.00</b>	<b>17,585</b>	<b>\$72,809.00</b>	<b>18,106</b>

**Participation Summary**



**Total Participation July-October 74,544**

**Revenue Summary**



**Total Revenue July-October \$318,855.40**



## AQUATICS November Report

Aquatics Center Instructional Programming		\$	Number of Participants
Contract Classes			
Naomi's Hiit Water Aerobics	\$	5,612.00	520
Swim With Me Adaptive Swim	\$	2,442.00	6
<b>Totals</b>	<b>\$</b>	<b>8,054.00</b>	<b>526</b>

Aquatics Center Public Drop In Programming		\$	Number of Customer Lane Reservations
Public Swim			
Reservations	\$	5,658.00	5266
Lap Swim Drop in	\$	544.00	334
Recreation Swim	\$	734.00	278
<b>Totals</b>	<b>\$</b>	<b>6,936.00</b>	<b>5878</b>

Annual Membership Sales at the Aquatics Center		\$	Memberships sold
Wiseburn Rec IDs	Adult ID	\$ 45.00	3
Wiseburn Rec IDs	Senior ID	\$ 15.00	3
Wiseburn Rec IDs	Youth ID		
Wiseburn Rec IDs	Infant ID		
<b>Totals</b>		<b>\$ 60.00</b>	<b>6</b>

El Segundo Rec IDs	Adult ID	\$ 135.00	10
El Segundo Rec IDs	Senior ID	\$ 45.00	9
El Segundo Rec IDs	Youth ID	\$ 10.00	1
El Segundo Rec IDs	Infant ID	\$ -	0
<b>Totals</b>		<b>\$ 190.00</b>	<b>20</b>

Membership Sales		Passes Purchased to use towards Lane Rentals	
El Segundo Resident Punch Passes			
10 Punch Pass	\$	283.00	11
20 Punch Pass	\$	66.00	2
30 Punch Pass	\$	630.00	9
El Segundo Resident Membership Passes			
30 Day	\$	20.00	1
90 Day	\$	55.00	1
Annual	\$	600.00	3
Wiseburn Resident Punch Passes			
10 Punch Pass	\$	70.00	2
20 Punch Pass	\$	131.00	3
30 Punch Pass	\$	360.00	5
Wiseburn Resident Membership Passes			
30 Day	\$	60.00	2
90 Day	\$	-	0
Annual	\$	800.00	4
Non-Resident Punch Passes			
10 Punch Pass	\$	1,338.00	29
20 Punch Pass	\$	1,080.00	15
30 Punch Pass	\$	4,140.00	35
Non-Resident Membership Passes			
30 Day	\$	400.00	8
90 Day	\$	600.00	4
Annual	\$	1,000.00	2
<b>Totals</b>	<b>\$</b>	<b>11,633.00</b>	<b>136</b>

Aquatics Center Permit Groups	Lane Hours	\$	Estimated Participants (4 to 5 per lane)
Alpha	881.00	\$ 13,505.50	3524
Beach Cities	474.00	\$ 7,347.00	1896
SCAQ	386.00	\$ 5,983.00	1544
South Bay United	498.00	\$ 3,286.80	996
Tower 26	164.00	\$ 2,542.00	492
Trojan	140.00	\$ 1,204.00	280
Coastal	120.00	\$ 792.00	240
<b>Totals</b>	<b>2663.00</b>	<b>\$ 34,660.30</b>	<b>8972.00</b>

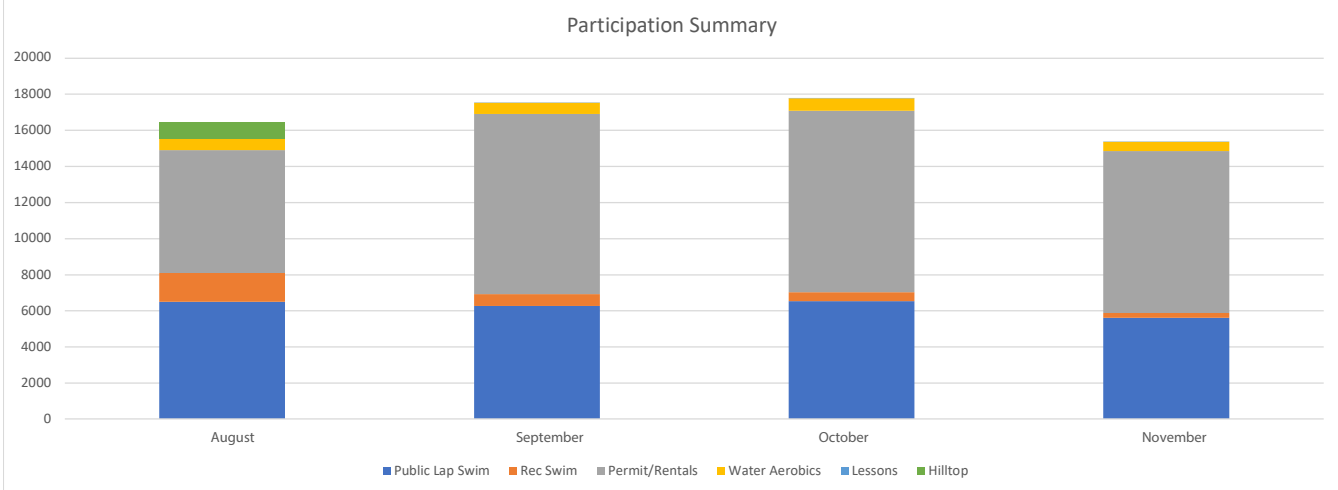
Events	\$	Number of Participants
<b>Totals</b>	<b>\$ -</b>	<b>0</b>

<b>TOTAL</b>	<b>\$ 61,533.30</b>	<b>Estimated Amount of Visitors in November</b>	<b>15538.00</b>
--------------	---------------------	---	-----------------

**AQUATICS CENTER August-November Summary**

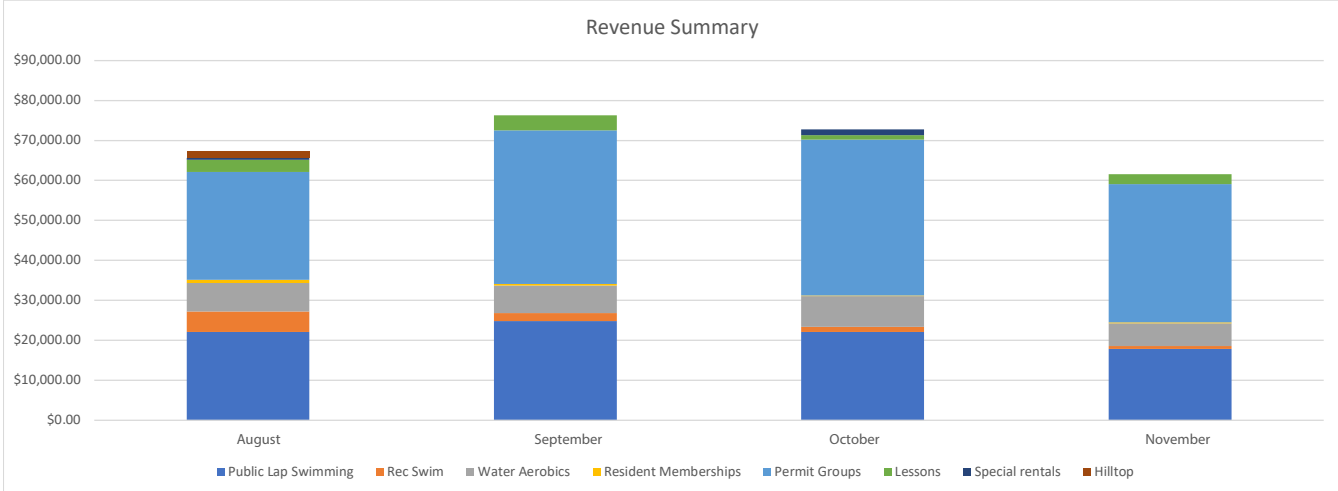
Monthly Statistics	August		September		October		November	
	Revenue	Participation	Revenue	Participation	Revenue	Participation	Revenue	Participation
Water Aerobics	\$ 7,122.00	650	\$ 6,952.00	631	\$ 7,682.00	702	\$ 5,612.00	520
Lesson Programming	\$ 3,004.00	9	\$ 3,792.00	10	\$ 1,125.00	4	\$ 2,442.00	6
Lap Swimming	\$ 22,096.00	6495	\$ 24,793.00	6280	\$ 22,108.00	6536	\$ 17,835.00	5600
Family/Rec Swim	\$ 5,118.00	1601	\$ 2,006.00	644	\$ 1,275.00	485	\$ 738.00	278
Annual Membership Sales	\$ 790.00	67	\$ 370.00	37	\$ 145.00	14	\$ 250.00	26
Rentals/Permit Groups	\$ 27,038.30	6818	\$ 38,427.00	9983	\$ 38,969.00	10065	\$ 34,660.30	8972
Hilltop	\$ 1,500.00	893						
Special Events/Rentals	\$ 500.00				\$ 1,505.00	300		
<b>TOTAL</b>	<b>\$67,168.30</b>	<b>16,533</b>	<b>\$76,340.00</b>	<b>17,585</b>	<b>\$71,304.00</b>	<b>17,806</b>	<b>\$61,537.30</b>	<b>15,402</b>

**Participation Summary**



**Total Participation August-November 67,326**

**Revenue Summary**



**Total Revenue August-November \$276,349.60**



## AQUATICS December Report

Aquatics Center Instructional Programming		\$	Number of Participants
Contract Classes			
Naomi's Hiit Water Aerobics	\$	6,129.00	566
Swim With Me Adaptive Swim	\$	2,142.00	5
<b>Totals</b>	<b>\$</b>	<b>8,271.00</b>	<b>571</b>

Aquatics Center Public Drop In Programming		\$	Number of Customer Lane Reservations
Public Swim			
Reservations	\$	7,674.00	5031
Lap Swim Drop in	\$	474.00	302
Recreation Swim	\$	734.00	280
<b>Totals</b>	<b>\$</b>	<b>8,882.00</b>	<b>5613</b>

Annual Membership Sales at the Aquatics Center		\$	Memberships sold
Wiseburn Rec IDs	Adult ID		
Wiseburn Rec IDs	Senior ID	\$ 15.00	3
Wiseburn Rec IDs	Youth ID		
Wiseburn Rec IDs	Infant ID		
<b>Totals</b>		<b>\$ 15.00</b>	<b>3</b>

El Segundo Rec IDs	Adult ID	\$ 75.00	5
El Segundo Rec IDs	Senior ID	\$ 50.00	10
El Segundo Rec IDs	Youth ID	\$ 20.00	2
El Segundo Rec IDs	Infant ID	\$ -	0
<b>Totals</b>		<b>\$ 145.00</b>	<b>17</b>

Membership Sales		Passes Purchased to use towards Lane Rentals	
El Segundo Resident Punch Passes			
10 Punch Pass	\$	264.00	10
20 Punch Pass	\$	262.00	6
30 Punch Pass	\$	1,395.00	21
El Segundo Resident Membership Passes			
30 Day	\$	20.00	1
90 Day	\$	105.00	1
Annual	\$	1,000.00	4
Wiseburn Resident Punch Passes			
10 Punch Pass	\$	193.00	6
20 Punch Pass	\$	98.00	2
30 Punch Pass	\$	360.00	7
Wiseburn Resident Membership Passes			
30 Day	\$	60.00	2
90 Day	\$	-	0
Annual	\$	-	0
Non-Resident Punch Passes			
10 Punch Pass	\$	1,270.00	29
20 Punch Pass	\$	830.00	10
30 Punch Pass	\$	3,015.00	29
Non-Resident Membership Passes			
30 Day	\$	420.00	8
90 Day	\$	640.00	4
Annual	\$	2,000.00	5
<b>Totals</b>	<b>\$</b>	<b>11,932.00</b>	<b>145</b>

Aquatics Center Permit Groups	Lane Hours	\$	Estimated Participants (4 to 5 per lane)
Alpha	963.00	\$ 14,675.50	3852
Beach Cities	500.00	\$ 7,750.00	2000
SCAQ	386.00	\$ 5,983.00	1544
South Bay United	484.00	\$ 3,722.00	968
Tower 26	181.50	\$ 2,813.25	544.5
Trojan	240.00	\$ 2,064.00	480
Coastal	150.00	\$ 990.00	300
<b>Totals</b>	<b>2904.50</b>	<b>\$ 37,997.75</b>	<b>9688.50</b>

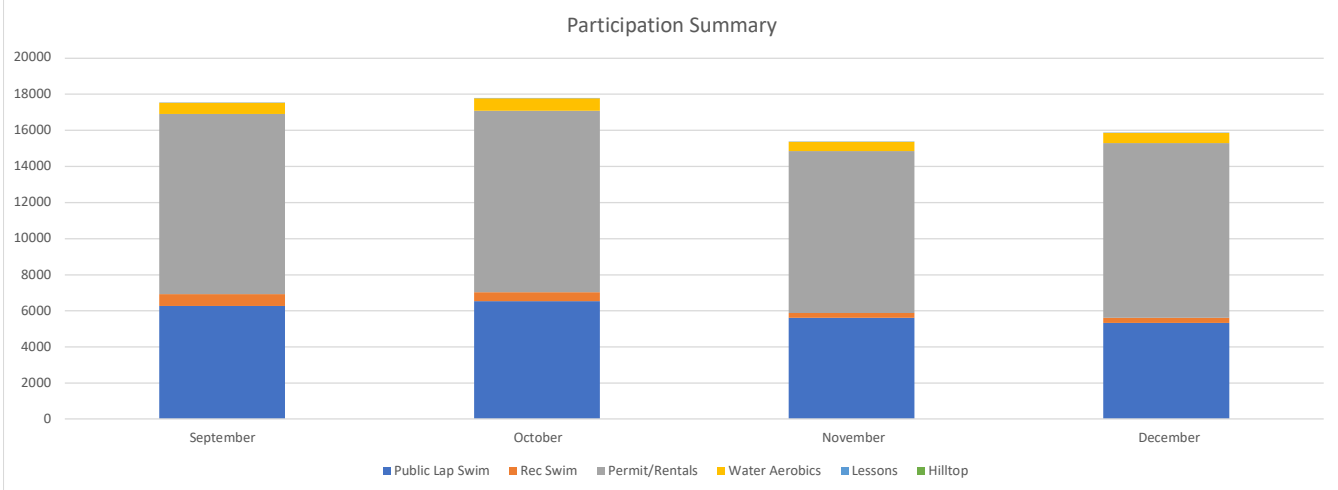
Events	\$	Number of Participants
<b>Totals</b>	<b>\$ -</b>	<b>0</b>

<b>TOTAL</b>	<b>\$ 67,242.75</b>	<b>Estimated Amount of Visitors in December</b>	<b>16037.50</b>
--------------	---------------------	---	-----------------

### AQUATICS CENTER September-December Summary

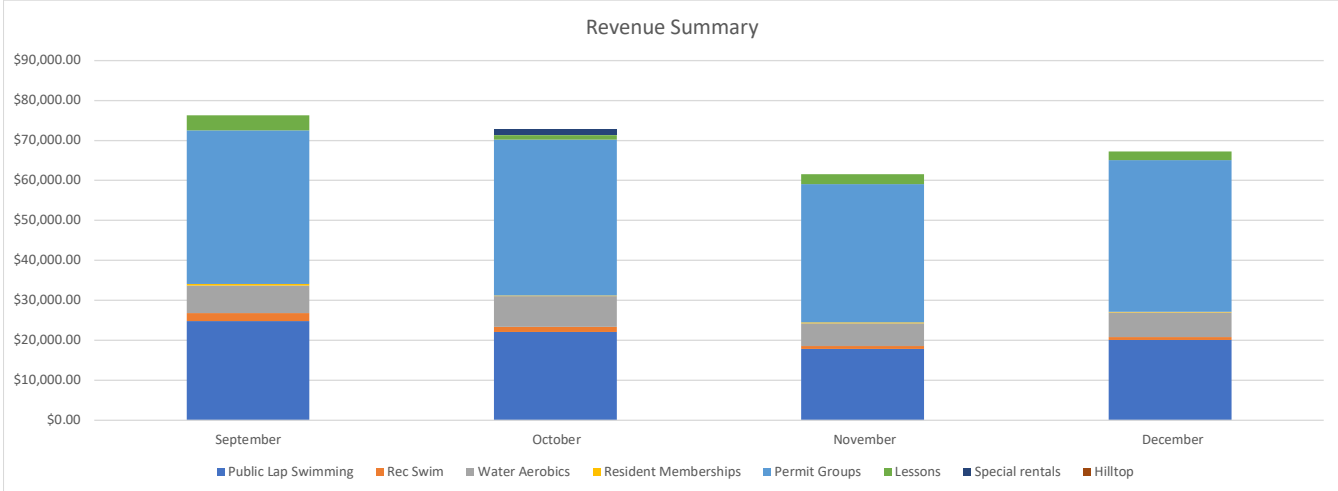
Monthly Statistics	September		October		November		December	
	Revenue	Participation	Revenue	Participation	Revenue	Participation	Revenue	Participation
Water Aerobics	\$ 6,952.00	631	\$ 7,682.00	702	\$ 5,612.00	520	\$ 6,129.00	566
Lesson Programming	\$ 3,792.00	10	\$ 1,125.00	4	\$ 2,442.00	6	\$ 2,142.00	5
Lap Swimming	\$ 24,793.00	6280	\$ 22,108.00	6536	\$ 17,835.00	5600	\$ 20,080.00	5333
Family/Rec Swim	\$ 2,006.00	644	\$ 1,275.00	485	\$ 738.00	278	\$ 734.00	280
Annual Membership Sales	\$ 370.00	37	\$ 145.00	14	\$ 250.00	26	\$ 160.00	20
Rentals/Permit Groups Hilltop	\$ 38,427.00	9983	\$ 38,969.00	10065	\$ 34,660.30	8972	\$ 37,997.75	9688.5
Special Events/Rentals			\$ 1,505.00	300				
	<b>\$76,340.00</b>	<b>17,585</b>	<b>\$72,809.00</b>	<b>17,806</b>	<b>\$61,537.30</b>	<b>15,402</b>	<b>\$67,242.75</b>	<b>15,893</b>

#### Participation Summary



**Total Participation September-December 66,686**

#### Revenue Summary



**Total Revenue September-December \$277,929.05**

Facility Report Summary - October 2023

**Racquet Sport Courts**

Facility	Total Reservations	Amount paid
<b>Paddle Tennis</b>	45	\$265.00
<b>Total</b>	45	\$265.00
<b>Pickleball Court 1</b>	399	\$ 1,680.00
<b>Pickleball Court 2</b>	361	\$ 1,620.00
<b>Pickleball Court 3</b>	387	\$ 1,510.00
<b>Pickleball Court 4</b>	354	\$ 1,530.00
<b>Pickleball Court 5</b>	340	\$ 1,475.00
<b>Pickleball Court 6</b>	305	\$ 1,455.00
<b>Pickleball Court 7</b>	367	\$ 1,495.00
<b>Pickleball Court 8</b>	302	\$ 1,110.00
<b>Total</b>	2815	\$ 11,875.00
<b>Tennis Court 1</b>	248	\$ 1,535.00
<b>Tennis Court 2</b>	249	\$ 1,170.00
<b>Tennis Court 3</b>	201	\$ 1,065.00
<b>Tennis Court 4</b>	157	\$ 1,000.00
<b>Tennis Court 5</b>	212	\$ 445.00
<b>Total</b>	1067	\$ 5,215.00
ESHS Tennis	71	
Jaguar Tennis Academy	130	
Scott Crandall - Pickleball	160	
<b>Racquetball Court 1</b>	0	0
<b>Racquetball Court 2</b>	0	0
<b>Total</b>	0	\$ -
<b>Volleyball Court 1</b>	53	\$0.00
<b>Volleyball Court 2</b>	53	\$0
<b>Total</b>	106	\$ -
<b>Basketball Court</b>	5	\$ -
<b>Total</b>	5	\$ -
<b>Hockey Rink</b>	102	\$ -
<b>Total</b>	102	\$ -
El Segundo Girl's Lacrosse	72	\$ -
El Segundo Inline Hockey	6	\$ -
ESUSD	13.5	\$ -
Private	10.5	



## Field Reservations

Facility	Total Reservations	Amount paid	
<b>George Brett Field</b>	159	\$	-
<b>Total</b>	159	\$	-
AYSO	136.5	\$	-
ESLL	22.5	\$	-
<b>Stevenson Field</b>	135	\$	447.00
<b>Total</b>	135		
Beach City Baseball	4	\$	447.00
Babe Ruth	131	\$	-
<b>Softball Field</b>	242	\$	-
<b>Total</b>	242		
ESGS	149	\$	-
ESUSD	45		
City	48		
<b>Campus El Segundo( 1/2 field)</b>	36.5	\$	960.00
<b>Total</b>	36.5	\$	960.00
AYSO	7.5		
ES Girls LAX	3		
City	5		
Private	21	\$	960.00
<b>Campus El Segundo(full field)</b>	508	\$	4,170.00
<b>Total</b>	508	\$	4,170.00
AYSO	407		
ESUSD	44		
City	10		
Private	47	\$	4,170.00
<b>Richmond Field</b>	119.5	\$	-
<b>Total</b>	119.5	\$	-
AYSO	118		
ESUSD	1.5		

## Other Facility Reservations

Facility	Total Reservations	Amount paid	
Skate Circle	8	\$	-
<b>Total</b>	8	\$	-
Lawn Bowling	0	\$	-
<b>Total</b>	0	\$	-
Checkout Grass Area	14.5	\$	305.00

Total	14.5	\$	305.00
Picnic Tables	112	\$	1,456.00
Total	112	\$	1,456.00
BBQ Area	20	\$	1,206.50
Total	20	\$	1,206.50
Fire Circle	50	\$	3,106.00
Total	50	\$	3,106.00
Bounce House Slots	228	\$	788.00
Total	228	\$	788.00

### Raytheon Facilities

Facility	Total Reservations	Amount paid
Ball Field 1	48	\$ -
Total	48	\$ -
ESLL	8	
ESGS	40	
Ball Field 2	0	\$ -
Total	0	\$ -
Full Soccer Field	34.5	\$ 1,052.00
Total	34.5	\$ 1,052.00
Private	34.5	
Picnic Areas	0	\$ -
Total	0	\$ -

## Update Notes

Calculated number of reservations by hour.

Paddle Tennis Court is now only for Paddle Tennis players and no longer to be (unofficially) used for Pickleball.

Fall 2023 Pickleball Leagues continue until first week of November.

Tennis courts are being reserved in the mornings for internal Pickleball Leagues and in the afternoons for ESHS Boy's and Girl's Tennis.

Raquetball Courts remain closed due to the poor and unsafe conditions.

Volleyball Courts were reserved for Pickleball Leagues. We have regular evening walk-ons. No volleyball reservations.

Roller Hockey Rink was used by El Segundo Girl's Lacrosse and ESUSD, as well as patrons.

Stevenson Field was used by ES Babe Ruth as well as Beach City Baseball Academy.

Softball Field was used for ESHS and ES Girl's Softball, as well as adult Rec sports.

Campus was used by ESHS, AYSO, private renters, as well as our internal 7 vs. 7 soccer league.

Richmond Field was reserved by AYSO and ESGS.

Skate Circle was reserved for Human Resources Dept.

Raytheon was reserved for ES Girl's Softball and ES Little League as well as a patron's soccer league.

Facility Report Summary - November 2023

**Racquet Sport Courts**

Facility	Total Reservations	Amount paid
<b>Paddle Tennis</b>	42	\$345.00
<b>Total</b>	42	\$345.00
<b>Pickleball Court 1</b>	227	\$ 1,725.00
<b>Pickleball Court 2</b>	272	\$ 1,635.00
<b>Pickleball Court 3</b>	287	\$ 1,710.00
<b>Pickleball Court 4</b>	280	\$ 1,450.00
<b>Pickleball Court 5</b>	253	\$ 1,475.00
<b>Pickleball Court 6</b>	247	\$ 1,420.00
<b>Pickleball Court 7</b>	232	\$ 1,565.00
<b>Pickleball Court 8</b>	223	\$ 1,280.00
<b>Total</b>	2021	\$ 12,260.00
<b>Tennis Court 1</b>	179	\$ 1,085.00
<b>Tennis Court 2</b>	201	\$ 875.00
<b>Tennis Court 3</b>	174	\$ 1,080.00
<b>Tennis Court 4</b>	129	\$ 785.00
<b>Tennis Court 5</b>	201	\$ 350.00
<b>Total</b>	884	\$ 4,175.00
<b>ESHS Tennis</b>		
Jaguar Tennis Academy	56	
Scott Crandall - Pickleball	64	
<b>Racquetball Court 1</b>	0	\$ -
<b>Racquetball Court 2</b>	0	\$ -
<b>Total</b>	0	\$ -
<b>Volleyball Court 1</b>	36	\$ -
<b>Volleyball Court 2</b>	32	\$ -
<b>Total</b>	68	\$ -
<b>Basketball Court</b>	3	\$ -
<b>Total</b>	3	\$ -
<b>Hockey Rink</b>	76	\$ -
<b>Total</b>	76	\$ -
El Segundo Girl's Lacrosse	0	\$ -
El Segundo Inline Hockey	63	\$ -
ESUSD	13	\$ -
Private	0	

## Field Reservations

Facility	Total Reservations	Amount paid	
<b>George Brett Field</b>	118	\$	122.00
<b>Total</b>	118	\$	122.00
AYSO	108	\$	-
ESLL	8	\$	-
<b>Stevenson Field</b>	83	\$	386.00
<b>Total</b>	83		
Beach City Baseball	2	\$	325.00
Babe Ruth	79	\$	-
<b>Softball Field</b>	181	\$	-
<b>Total</b>	181		
ESGS	102	\$	-
ESUSD	40		
City	39		
<b>Campus El Segundo( 1/2 field)</b>	32	\$	1,208.00
<b>Total</b>	32	\$	1,208.00
AYSO	4		
ES Girls LAX	0		
City	6		
Private	22	\$	1,208.00
<b>Campus El Segundo(full field)</b>	435	\$	6,428.00
<b>Total</b>	435	\$	6,428.00
AYSO	333		
ESUSD	44		
City	8		
Private	50	\$	6,428.00
<b>Richmond Field</b>	101	\$	-
<b>Total</b>	101	\$	-
AYSO	98	\$	-
ESUSD	3	\$	-

## Other Facility Reservations

Facility	Total Reservations	Amount paid	
Skate Circle		\$	-
<b>Total</b>	0	\$	-
Lawn Bowling	2	\$	30.00
<b>Total</b>	2	\$	30.00
Checkout Grass Area	6.45		

Total	6.45	\$	-
Picnic Tables	96	\$	804.00
Total	96	\$	804.00
BBQ Area	17	\$	579.00
Total	17	\$	579.00
Fire Circle	17	\$	1,096.00
Total	17	\$	1,096.00
Bounce House Slots	10	\$	356.00
Total	10	\$	356.00

### Raytheon Facilities

Facility	Total Reservations		Amount paid
Ball Field 1	36	\$	-
Total	36	\$	-
ESLL			
ESGS			
Ball Field 2	0	\$	-
Total	0	\$	-
Full Soccer Field	33	\$	1,006.50
Total	33	\$	1,006.50
Private			
Picnic Areas	0	\$	-
Total	0	\$	-

## Update Notes

Calculated number of reservations by hour.

Volleyball courts were reserved for Pickleball Leagues and Pickleball Instruction.

Basketball Court was reserved for BEST Sports

Fall 2023 Pickleball Leagues began on September 12 concluded November 2. A total of 84 teams and brought in a total of \$27,000 in revenue.

Facility Report Summary - December 2023

**Racquet Sport Courts**

Facility	Total Reservations	Amount paid
<b>Paddle Tennis</b>	54	\$165.00
<b>Total</b>	54	\$165.00
<b>Pickleball Court 1</b>	265	\$ 1,580.00
<b>Pickleball Court 2</b>	266	\$ 1,575.00
<b>Pickleball Court 3</b>	263	\$ 1,625.00
<b>Pickleball Court 4</b>	263	\$ 1,545.00
<b>Pickleball Court 5</b>	240	\$ 1,520.00
<b>Pickleball Court 6</b>	229	\$ 1,530.00
<b>Pickleball Court 7</b>	221	\$ 1,380.00
<b>Pickleball Court 8</b>	126	\$ 1,295.00
<b>Total</b>	1873	\$ 12,050.00
<b>Tennis Court 1</b>	167	\$ 570.00
<b>Tennis Court 2</b>	186	\$ 555.00
<b>Tennis Court 3</b>	151	\$ 640.00
<b>Tennis Court 4</b>	147	\$ 600.00
<b>Tennis Court 5</b>	187	\$ 265.00
<b>Total</b>	838	\$ 2,630.00
ESHS Tennis	30	
Jaguar Tennis Academy	166	
<b>Racquetball Court 1</b>	0	\$ -
<b>Racquetball Court 2</b>	0	\$ -
<b>Total</b>	0	\$ -
<b>Volleyball Court 1</b>	32	\$ -
<b>Volleyball Court 2</b>	30	\$ -
<b>Total</b>	62	\$ -
<b>Basketball Court</b>	1.5	\$ -
<b>Total</b>	1.5	\$ -
<b>Hockey Rink</b>	104	\$ 51.00
<b>Total</b>	104	\$ 51.00
El Segundo Girl's Lacrosse	0	\$ -
El Segundo Inline Hockey	78	\$ -
ESUSD	12	\$ -
Private	2	\$ 51



## Field Reservations

Facility	Total Reservations	Amount paid
<b>George Brett Field</b>	3.5	\$ 152.50
<b>Total</b>	3.5	\$ 152.50
AYSO		\$ -
ESLL		\$ -
<b>Stevenson Field</b>	33.5	\$ 122.00
<b>Total</b>	33.5	
Beach City Baseball	2	\$ 122.00
Babe Ruth	4	\$ -
<b>Softball Field</b>	50.5	\$ -
<b>Total</b>	50.5	
ESGS	36.5	\$ -
ESUSD		
City	6	
<b>Campus El Segundo( 1/2 field)</b>	32.5	\$ 1,497.00
<b>Total</b>	32.5	\$ 1,497.00
AYSO		
ES Girls LAX		
City	10	
Private	22.5	\$ 1,497.00
<b>Campus El Segundo(full field)</b>	319	\$ 5,743.00
<b>Total</b>	319	\$ 5,743.00
AYSO	197	
ESUSD	41	
ES Girls LAX	21	
City	8	
Private	51	\$ 5,743.00
<b>Richmond Field</b>	93	\$ -
<b>Total</b>	93	\$ -
AYSO		\$ -
ESUSD		\$ -

## Other Facility Reservations

Facility	Total Reservations	Amount paid
<b>Skate Circle</b>	0	\$ -
<b>Total</b>	0	\$ -
<b>Lawn Bowling</b>	0	
<b>Total</b>	0	\$ -

Checkout Grass Area	27	\$	608.00
Total	27	\$	608.00

Picnic Tables	46	\$	336.00
Total	46	\$	336.00

BBQ Area	3.5	\$	197.50
Total	3.5	\$	197.50

Fire Circle	23	\$	1,176.00
Total	23	\$	1,176.00

Bounce House Slots	80	\$	431.00
Total	80	\$	431.00

**Raytheon Facilities**

Facility	Total Reservations		Amount paid
Ball Field 1	16	\$	-
Total	16	\$	-
ESLL			
ESGS	16		
Ball Field 2	0	\$	-
Total	0	\$	-
Full Soccer Field	21	\$	640.00
Total	21	\$	640.00
Private			
Picnic Areas	0	\$	-
Total	0	\$	-

## Update Notes

Calculated number of reservations by hour.

Raquetball Courts remain closed due to the poor and unsafe conditions.

Paddle Tennis Court is now only for Paddle Tennis players and no longer to be (unofficially) used for Pickleball.

Jinglefest Pickleball Tournament took place on December 9 and had 147 teams. The tournament brought in a total of \$9,216 in revenue.

26 hours on Paddle Tennis Court were reserved for Jinglefest Prep.

119 hours on Tennis Courts 1-5 were reserved for Jinglefest Prep.

62 hours on Volleyball courts were reserved for Pickleball Leagues and Pickleball Instruction.

Basketball Court was reserved for BEST Sports.

George Brett Field was closed starting 12/11 for rest and renovation.

Stevenson Field was closed starting 12/11 for rest and renovation.

Recreation Park Softball Field was closed starting 12/11 for rest and renovation.

Picnic Tables (Picnic Shelter) was reserved for the ESHS Tennis Team.