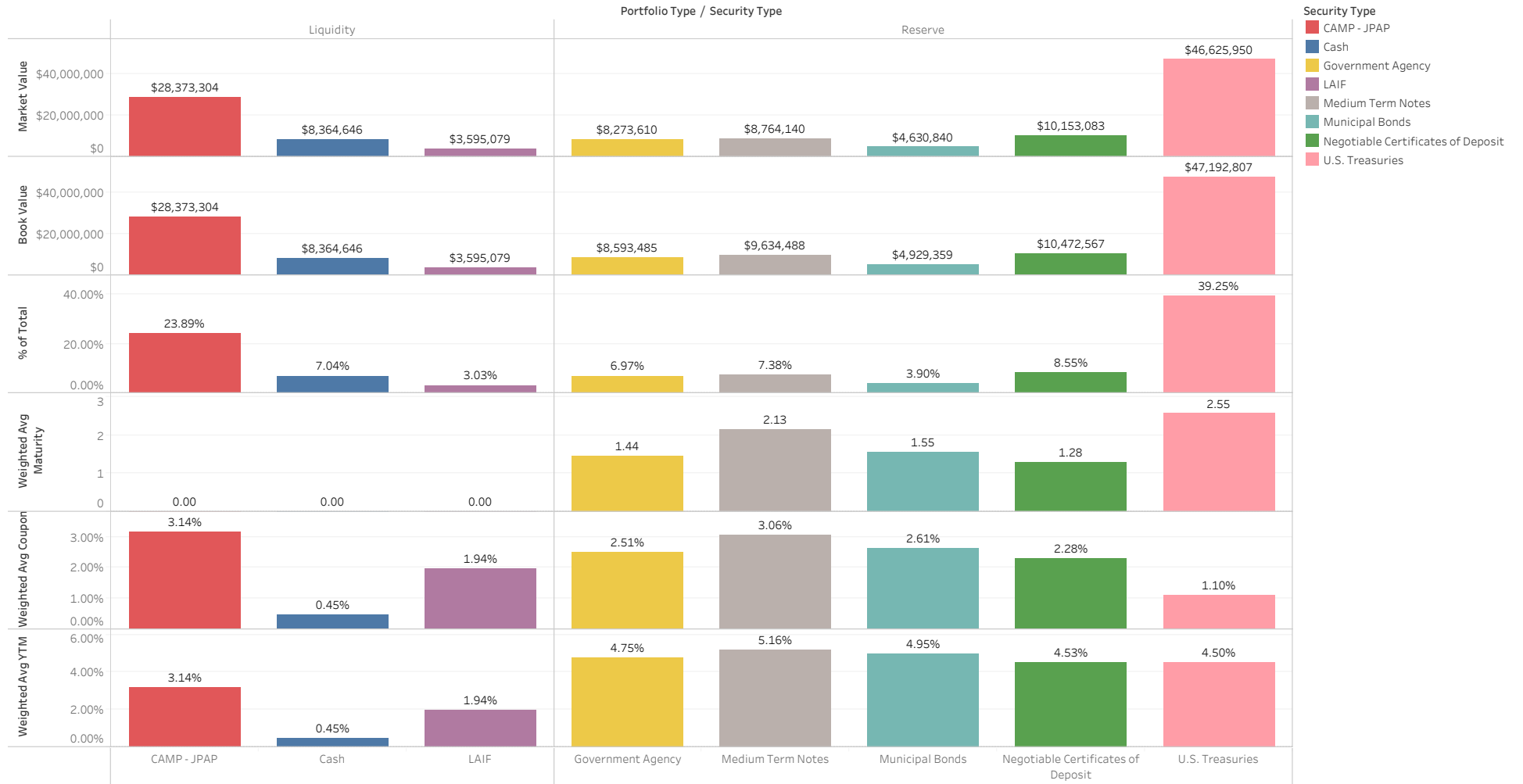


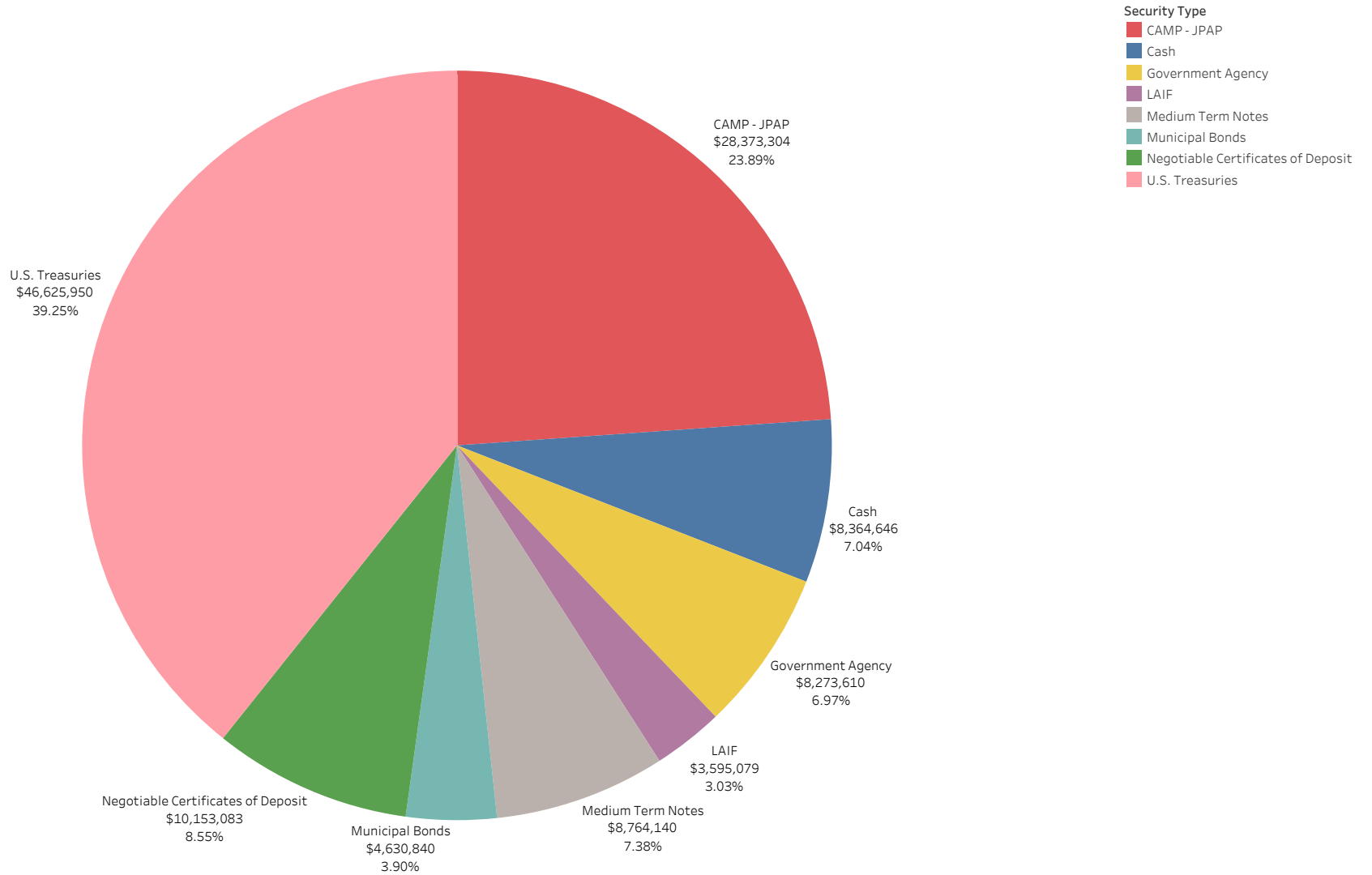
# Portfolio Summary

As of October 2022



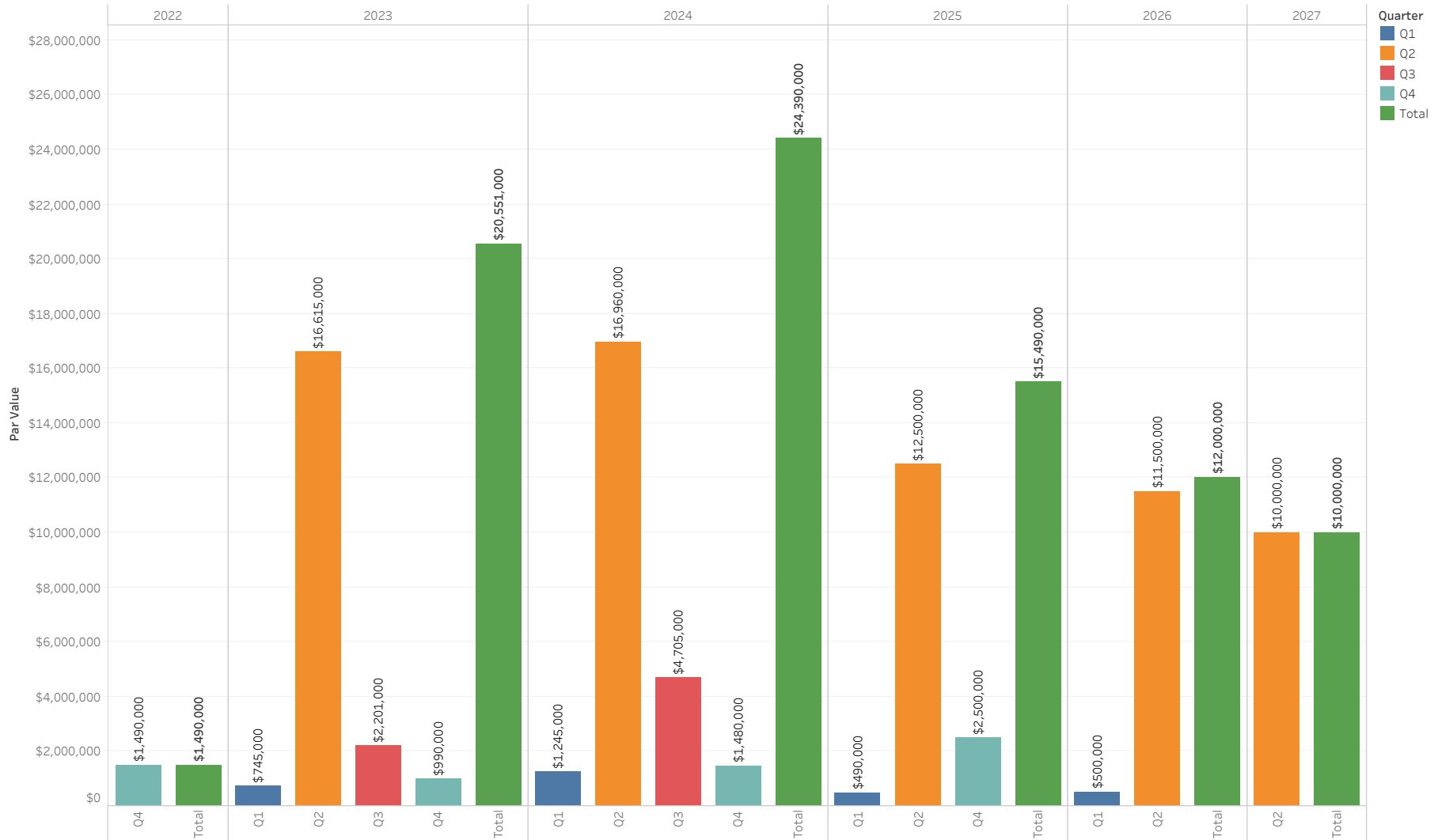
# Investments by Security Type

As of October 2022



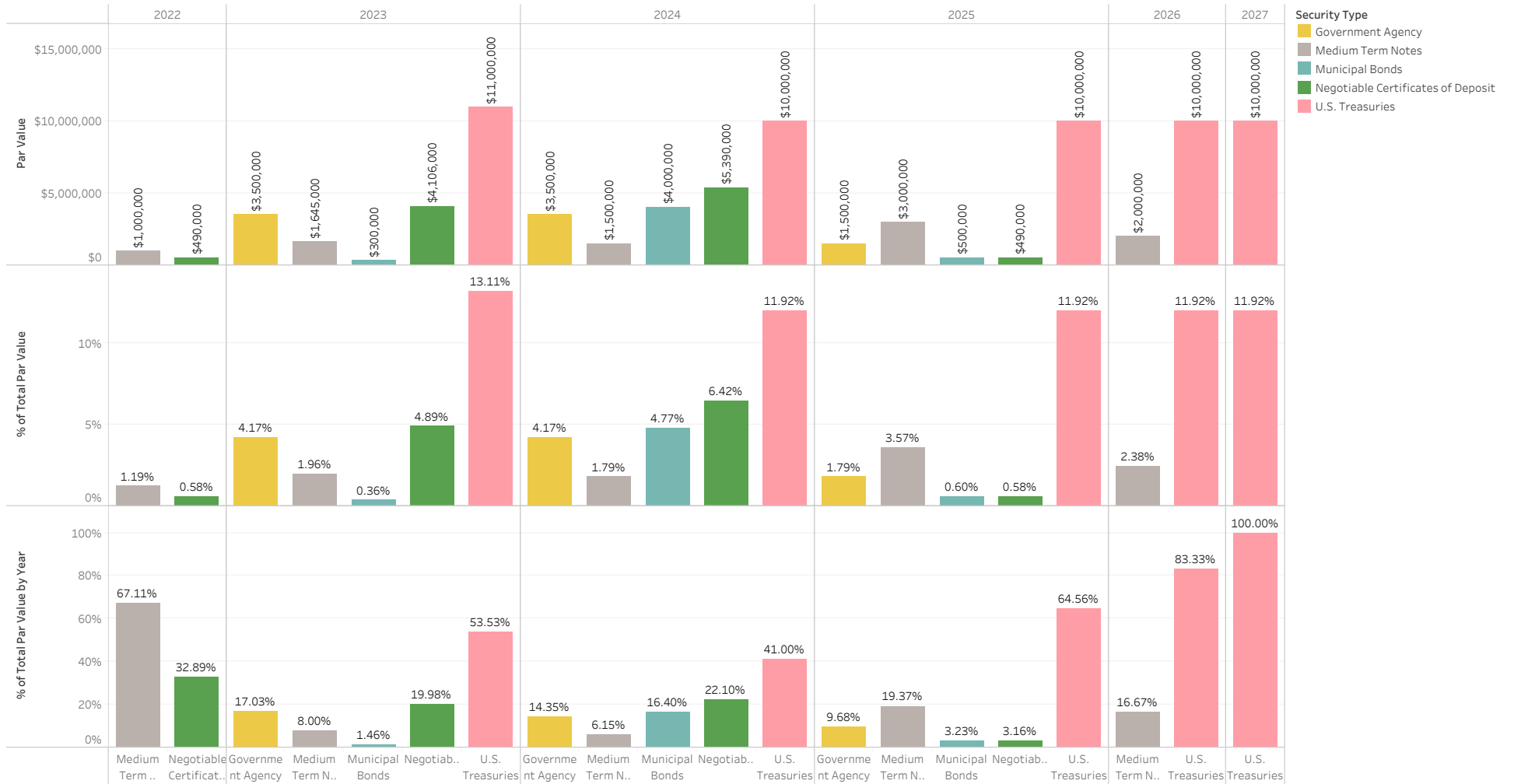
# Reserve Portfolio Ladder by Quarter

As of October 2022



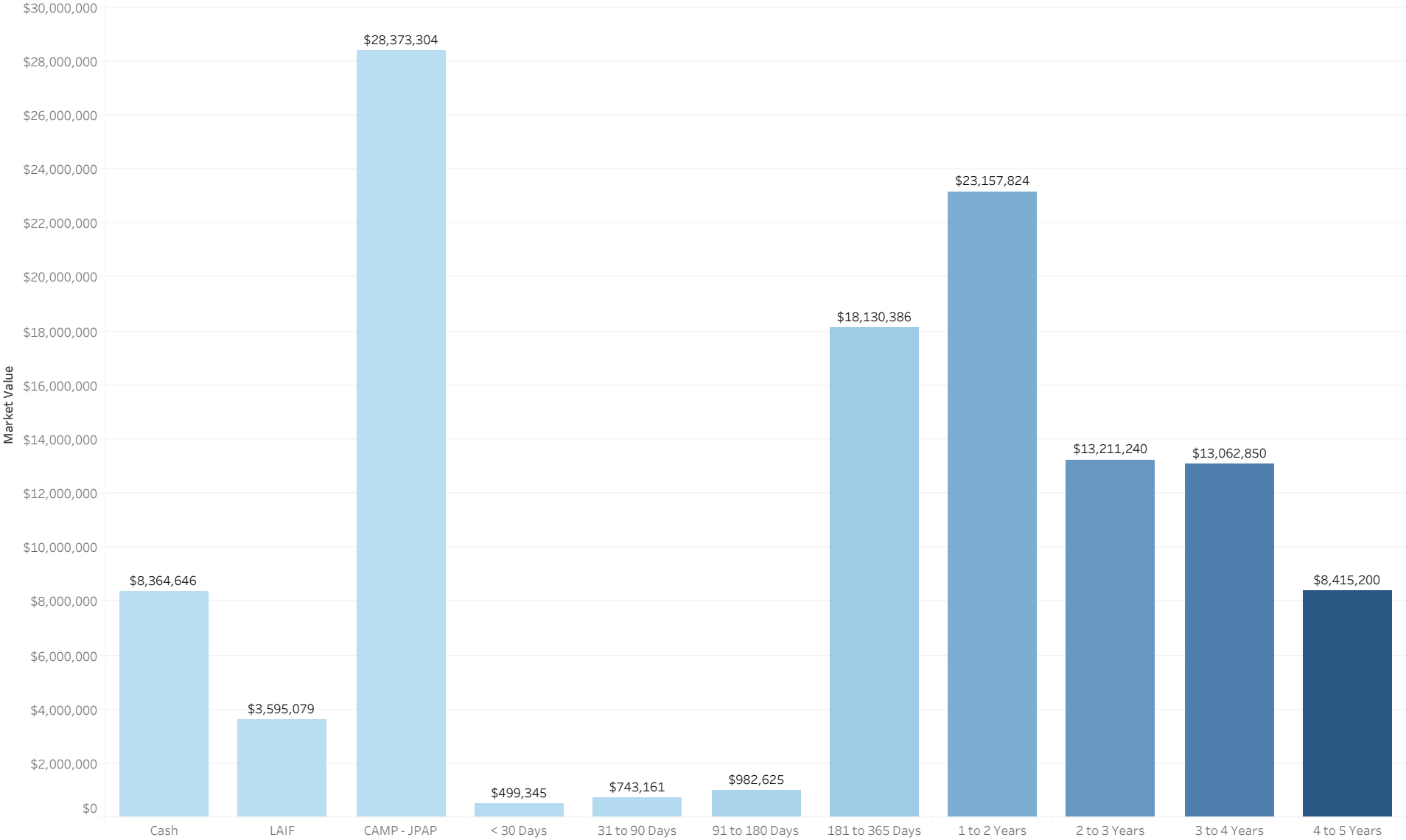
# Ladder Diversification

As of October 2022



# Investments by Maturity Date

As of October 2022



# Portfolio

As of October 2022

Portfolio Ty..	Security Type	Issuer	CUSIP	Days to Maturity	Coupon	Par Value	Market Value	Book Value	Unrealized P/L	
Liquidity	Cash	Bank	Cash	1	0.45%	\$8,364,646	\$8,364,646	\$8,364,646	\$0	
	LAIF	LAIF	LAIF	1	1.94%	\$3,595,079	\$3,595,079	\$3,595,079	\$0	
	CAMP - JPAP	CAMP - JPAP	CAMP - JPAP	1	3.14%	\$28,373,304	\$28,373,304	\$28,373,304	\$0	
Reserve	Medium Term Notes	AMAZON COM INC	023135AJ5	29	2.50%	\$500,000	\$499,345	\$499,990	(\$645)	
		APPLE INC	037833AK6	184	2.43%	\$500,000	\$494,410	\$480,685	\$13,725	
		ASTRAZENECA FINANCE L	04636NAA1	1,305	1.38%	\$500,000	\$435,750	\$501,040	(\$65,290)	
		BANK OF AMERICA CORP	06051GFX2	1,266	3.75%	\$500,000	\$466,850	\$554,155	(\$87,305)	
		BERKSHIRE HATHAWAY IN	084670BR8	135	2.77%	\$500,000	\$496,315	\$513,756	(\$17,441)	
		CIGNA CORP	125523AG5	1,111	4.27%	\$500,000	\$483,345	\$564,210	(\$80,865)	
		CITIGROUP INC	172967KN0	1,278	3.67%	\$500,000	\$463,165	\$550,715	(\$87,550)	
		COCA COLA CO THE	191216CL2	676	1.84%	\$500,000	\$475,620	\$493,865	(\$18,245)	
		ESTEE LAUDER CO INC	29736RAN0	762	2.11%	\$500,000	\$473,900	\$501,600	(\$27,700)	
		GOLDMAN SACHS GROUP I	38141GXJ8	883	3.69%	\$500,000	\$473,735	\$545,605	(\$71,870)	
		INTERCONTINENTAL EXCH	45866FAD6	1,127	3.89%	\$500,000	\$481,550	\$557,000	(\$75,450)	
		JOHNS HOPKINS HEALTH	478111AB3	196	2.80%	\$145,000	\$143,045	\$141,068	\$1,978	
		MEAD JOHNSON NUTRITIO	582839AH9	1,111	4.28%	\$500,000	\$482,245	\$565,170	(\$82,925)	
		MORGAN STANLEY	61746BDZ6	1,184	4.10%	\$500,000	\$473,080	\$561,240	(\$88,160)	
		ORACLE CORP	68389XBL8	319	2.46%	\$500,000	\$487,690	\$492,550	(\$4,860)	
		STRYKER CORP	863667AH4	1,097	3.54%	\$500,000	\$476,360	\$548,175	(\$71,815)	
		UNITED PARCEL SERVICE	911312BT2	671	2.30%	\$500,000	\$477,525	\$504,105	(\$26,580)	
		UNITEDHEALTH GROUP IN	91324PDN9	1,141	3.84%	\$500,000	\$481,405	\$560,625	(\$79,220)	
		WAL MART STORES INC	931142DU4	45	2.36%	\$500,000	\$498,805	\$498,935	(\$130)	
		Municipal Bonds	CONNECTICUT ST TXBL S	20772KGN3	532	3.12%	\$1,000,000	\$974,320	\$1,064,850	(\$90,530)
			GOODRICH MI AREA SCH	382406PY6	182	2.75%	\$300,000	\$297,030	\$304,584	(\$7,554)
			HOUSTON TX REF SER B	4423315T7	487	2.03%	\$1,000,000	\$962,170	\$1,006,410	(\$44,240)
			NEW YORK NY TXBL FISC	64966QCA6	640	2.23%	\$1,000,000	\$955,140	\$1,003,750	(\$48,610)
			ONTARIO CA INTERNATIO	683042AJ4	927	3.07%	\$500,000	\$472,050	\$538,090	(\$66,040)
			OREGON ST DEPT ADMINI	68607VT47	518	2.90%	\$500,000	\$485,775	\$510,125	(\$24,350)
			TULSA CNTY OKLA INDPT	899593MG9	579	2.68%	\$500,000	\$484,355	\$501,550	(\$17,195)
			1ST SECURITY BANK OF	33625CCP2	638	2.09%	\$245,000	\$234,012	\$245,000	(\$10,988)
		Negotiable Certificates of Deposit	ABACUS FEDERAL SAVING	00257TBF2	641	2.09%	\$245,000	\$233,973	\$245,000	(\$11,027)
			ALMA BK ASTORIA NEW Y	020080BL0	681	1.85%	\$245,000	\$232,145	\$245,000	(\$12,855)
			AMERICAN ST BK SIOUX	029728BA9	543	2.58%	\$245,000	\$237,515	\$245,000	(\$7,485)
			BALBOA THRIFT LN ASSN	05765LAY3	261	2.08%	\$245,000	\$240,953	\$245,000	(\$4,047)
			BANK OF NEW ENGLAND	06426KBE7	570	2.73%	\$245,000	\$237,655	\$245,000	(\$7,345)
			BANK3	06653LAJ9	137	0.91%	\$245,000	\$242,241	\$245,000	(\$2,759)
CITADEL FED CR UN EXT	17286TAG0		850	1.77%	\$245,000	\$228,436	\$245,000	(\$16,564)		
COMMERCE BK GENEVA MI	20056QRZ8		604	2.39%	\$245,000	\$235,815	\$245,000	(\$9,185)		
COMMERCIAL BK HARROGA	20143PDX5		226	2.48%	\$245,000	\$242,268	\$245,000	(\$2,732)		
DENVER SVGS BK IOWA	249398BT4		233	2.28%	\$245,000	\$241,840	\$245,000	(\$3,161)		
ENCORE BK LITTLE ROCK	29260MAM7		287	2.04%	\$245,000	\$240,377	\$245,000	(\$4,623)		
ENERBANK USA SALT LAK	29278TMN7		387	1.85%	\$245,000	\$238,032	\$245,000	(\$6,968)		
ENTERPRISE BANK PA	29367RKT2		563	2.68%	\$245,000	\$237,640	\$245,000	(\$7,360)		
FIRST BK HIGHLAND PK	319141JC2		1	2.15%	\$245,000	\$244,993	\$245,000	(\$7)		

# Portfolio

As of October 2022

Portfolio Ty..	Security Type	Issuer	CUSIP	Days to Maturity	Coupon	Par Value	Market Value	Book Value	Unrealized P/L		
Reserve	Negotiable Certificates of Deposit	FIRST FMRS BK TR CONV	320165JK0	674	1.85%	\$245,000	\$232,289	\$245,000	(\$12,711)		
		FIRST NATIONAL BANK O	32112UDM0	428	1.81%	\$245,000	\$237,126	\$245,000	(\$7,874)		
		FIRST ST BK BUXTON ND	33648RAZ2	309	1.69%	\$245,000	\$239,272	\$245,000	(\$5,728)		
		GENOA BKG CO OHIO	372348CJ9	639	2.04%	\$245,000	\$233,804	\$245,000	(\$11,197)		
		GRAND RIV BK GRANDVIL	38644ABP3	641	2.09%	\$245,000	\$233,973	\$245,000	(\$11,027)		
		HORIZON BK WAVERLY NE	44042TBQ6	302	1.73%	\$231,000	\$226,708	\$227,867	(\$1,159)		
		INDUSTRIAL COML BK CH	45581EAX9	242	3.32%	\$245,000	\$243,356	\$245,000	(\$1,644)		
		KNOX TVA EMPL CREDIT	499724AD4	303	3.28%	\$245,000	\$242,579	\$245,000	(\$2,421)		
		KS STATEBANK MANHATTA	50116CBF5	198	2.32%	\$200,000	\$197,976	\$199,700	(\$1,724)		
		LAFAYETTE FED CR UN R	50625LAE3	331	3.34%	\$245,000	\$242,396	\$245,000	(\$2,604)		
		LIVE OAK BANKING COMP	538036GU2	758	1.96%	\$245,000	\$231,121	\$245,000	(\$13,879)		
		MAINSTREET BANK	56065GAG3	543	2.68%	\$245,000	\$237,866	\$245,000	(\$7,134)		
		MID MO BK SPRINGFIELD	59541KBV8	625	1.99%	\$245,000	\$233,850	\$245,000	(\$11,150)		
		MORGAN STANLEY BK N A	61690UPF1	760	2.06%	\$245,000	\$231,689	\$245,000	(\$13,311)		
		MORGAN STANLEY PVT BK	61760AYR4	528	2.87%	\$245,000	\$238,811	\$245,000	(\$6,189)		
		NEIGHBORS FCU BATON R	64017AAM6	332	3.34%	\$245,000	\$242,403	\$245,000	(\$2,597)		
		PLAINS ST BK TEX	726547BK7	599	2.39%	\$245,000	\$235,898	\$245,000	(\$9,102)		
		POPPY BK SANTA ROSA C	73319FAF6	869	1.20%	\$245,000	\$225,006	\$245,000	(\$19,994)		
		PREFERRED BANK LA CAL	740367HP5	655	2.10%	\$245,000	\$233,708	\$245,000	(\$11,292)		
		RAYMOND JAMES BANK NA	75472RAU5	791	1.97%	\$245,000	\$230,587	\$245,000	(\$14,413)		
		RIA FED CR UN	749622AL0	421	2.56%	\$245,000	\$239,309	\$245,000	(\$5,691)		
		RIVERBANK POCAHONTAS	76857AAB7	231	2.38%	\$245,000	\$242,028	\$245,000	(\$2,972)		
		STONE BK MTN VIEW ARK	86158RAV1	154	3.11%	\$245,000	\$244,069	\$245,000	(\$931)		
		UBS BANK USA	90348JCR9	211	3.17%	\$245,000	\$243,496	\$245,000	(\$1,504)		
		UPPER PENNISUA STATE	91630PAS0	788	1.86%	\$245,000	\$230,082	\$245,000	(\$14,918)		
		WASHINGTON FEDERAL	938828BJ8	662	2.15%	\$245,000	\$233,791	\$245,000	(\$11,209)		
		WELLS FARGO BANK NA	949763B96	571	2.73%	\$245,000	\$237,643	\$245,000	(\$7,357)		
		WELLS FARGO NATL BK W	949495AF2	60	1.85%	\$245,000	\$244,356	\$245,000	(\$644)		
		Government Agency		F H L M C	3137EAEN5	231	2.78%	\$1,000,000	\$988,150	\$1,017,080	(\$28,930)
				F H L M C MTN	3137EAES4	238	0.26%	\$1,000,000	\$971,560	\$974,857	(\$3,297)
				FEDERAL AGRI MTG CORP	31422BPQ7	387	1.68%	\$500,000	\$484,560	\$499,884	(\$15,324)
				FEDERAL FARM CREDIT B	3133EKSJ7	238	1.80%	\$1,000,000	\$981,000	\$998,607	(\$17,607)
				FEDERAL HOME LOAN BKS	3130A1XJ2	592	2.96%	\$2,000,000	\$1,941,880	\$2,089,405	(\$147,525)
					3130ASA82	963	2.58%	\$500,000	\$485,075	\$497,010	(\$11,935)
					3130ASE96	970	3.34%	\$1,000,000	\$959,260	\$990,123	(\$30,863)
	3130ASH77			606	3.65%	\$1,000,000	\$977,660	\$1,000,000	(\$22,340)		
U.S. Treasuries		TENNESSEE VALLEY AUTH	880591ER9	685	2.97%	\$500,000	\$484,465	\$526,520	(\$42,055)		
		U S TREASURY BILL	912796X53	227	3.69%	\$1,000,000	\$973,650	\$971,032	\$2,618		
		U S TREASURY NOTE	91282CCJ8	1,338	0.99%	\$10,000,000	\$8,819,100	\$8,978,125	(\$159,025)		
			91282CCK5	242	0.13%	\$10,000,000	\$9,708,200	\$9,734,275	(\$26,075)		
			91282CEX5	608	3.08%	\$10,000,000	\$9,739,500	\$9,840,625	(\$101,125)		
			91282ZV5	1,703	0.59%	\$10,000,000	\$8,415,200	\$8,611,719	(\$196,519)		
			91282ZW3	973	0.28%	\$10,000,000	\$8,970,300	\$9,057,031	(\$86,731)		

# Transactions

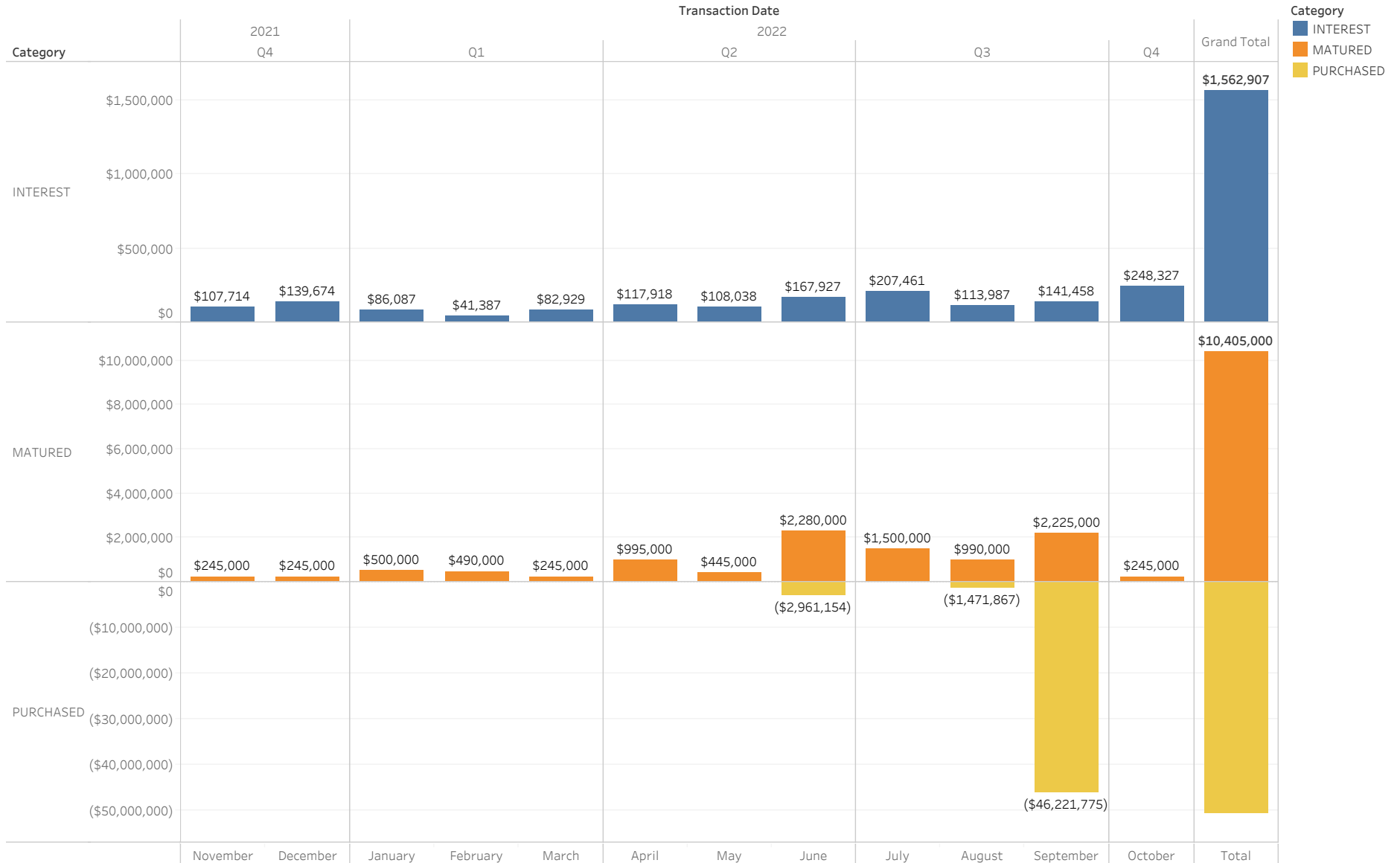
Prior 3 Months as of October 2022

Year of Transaction Date	Month of Transaction Date	Day of Transaction Date	Issuer	CUSIP	Maturity Date	Coupon	Par Value	Book Value
2022	August	4	F H L B DEB	3130ASA82	6/20/25	2.500%	\$500,000	\$497,010.00
			F H L M C MTN	3137EAES4	6/26/23	0.250%	\$1,000,000	\$974,857.00
	September	12	U S TREASURY NT	91282CCK5	6/30/23	0.125%	\$10,000,000	\$9,734,275.00
			U S TREASURY NT	91282CEX5	6/30/24	3.000%	\$10,000,000	\$9,840,625.00
				912828ZW3	6/30/25	0.250%	\$10,000,000	\$9,057,031.25
				91282CCJ8	6/30/26	0.875%	\$10,000,000	\$8,978,125.00
				912828ZV5	6/30/27	0.500%	\$10,000,000	\$8,611,718.75



# Interest Received

As of October 2022



# Asset Class Compliance

As of October 2022

Security Type	In Compliance?	Max Weight	Weight	Par Value	Book Value	Market Value
Cash	Y	100%	7.04%	\$8,364,646	\$8,364,646	\$8,364,646
LAIF	Y	100%	3.03%	\$3,595,079	\$3,595,079	\$3,595,079
CAMP - JPAP	Y	30%	23.89%	\$28,373,304	\$28,373,304	\$28,373,304
Medium Term Notes	Y	15%	7.38%	\$9,145,000	\$9,634,488	\$8,764,140
Municipal Bonds	Y	10%	3.90%	\$4,800,000	\$4,929,359	\$4,630,840
Negotiable Certificates of Deposit	Y	30%	8.55%	\$10,476,000	\$10,472,567	\$10,153,083
Government Agency	Y	100%	6.97%	\$8,500,000	\$8,593,485	\$8,273,610
U.S. Treasuries	Y	100%	39.25%	\$51,000,000	\$47,192,807	\$46,625,950
		<b>Totals</b>	<b>100.00%</b>	<b>\$124,254,030</b>	<b>\$121,155,736</b>	<b>\$118,780,653</b>

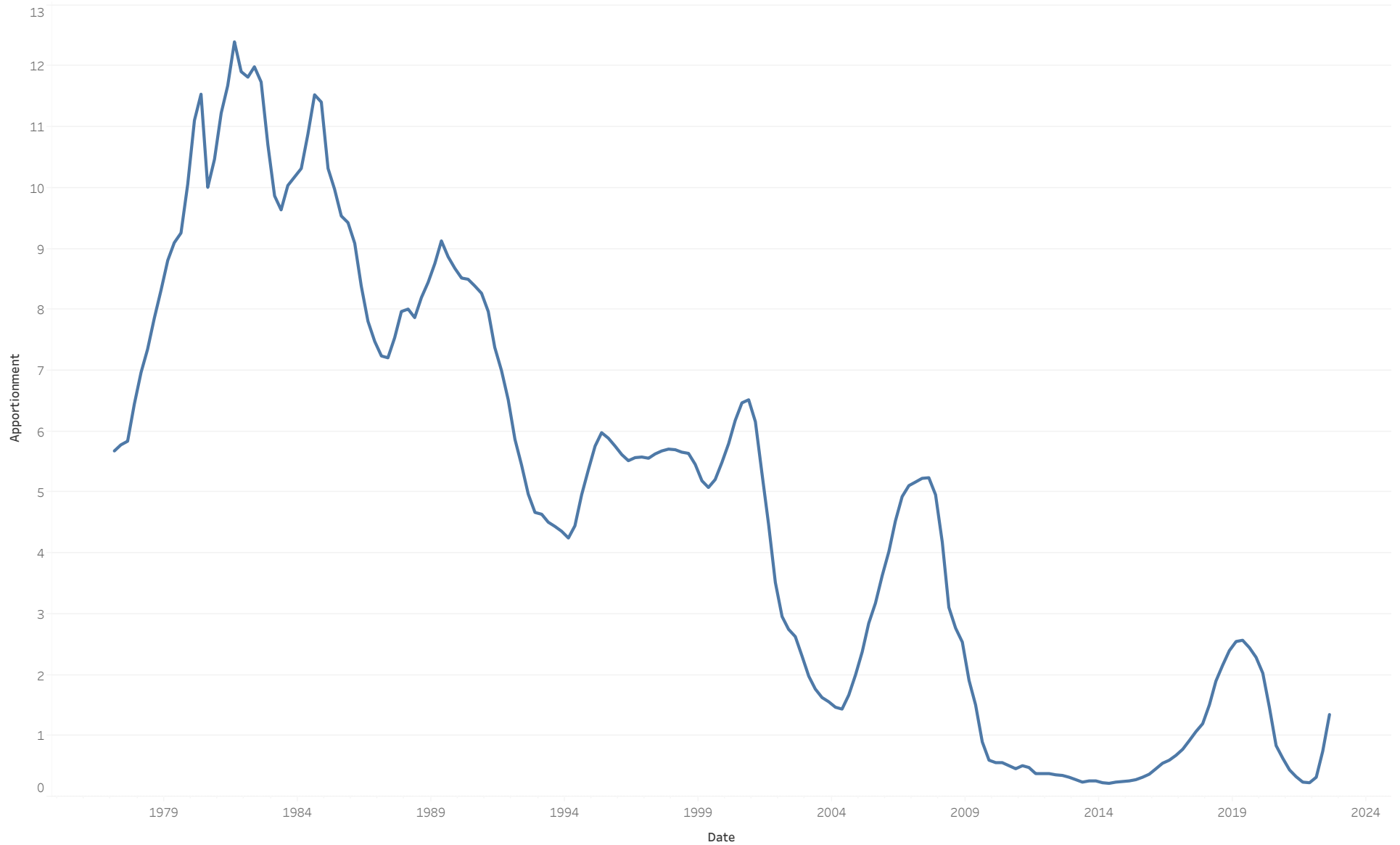
# Rating Compliance

As of October 2022

Security Type	Issuer	CUSIP	S&P Rating	Moody Rating	In Compliance?	Market Value	Weight	Maximum % of Portfolio	
Government Agency	F H L M C	3137EAEN5	AA+	AAA	Y	\$988,150	0.83%	3.00%	
	F H L M C M T N	3137EAES4	AA+	AAA	Y	\$971,560	0.82%	3.00%	
	FEDERAL AGRI MTG CORP	31422BPQ7	N/A	N/A	Y	\$484,560	0.41%	3.00%	
	FEDERAL FARM CREDIT B	3133EKS7	AA+	AAA	Y	\$981,000	0.83%	3.00%	
	FEDERAL HOME LOAN BKS	3130A1XJ2	AA+	AAA	Y	\$1,941,880	1.63%	3.00%	
		3130ASA82	AA+	AAA	Y	\$485,075	0.41%	3.00%	
		3130ASE96	AA+	AAA	Y	\$959,260	0.81%	3.00%	
		3130ASH77	AA+	AAA	Y	\$977,660	0.82%	3.00%	
		TENNESSEE VALLEY AUTH	880591ER9	AA+	AAA	Y	\$484,465	0.41%	3.00%
	Medium Term Notes	AMAZON COM INC	023135AJ5	AA	A1	Y	\$499,345	0.42%	3.00%
APPLE INC		037833AK6	AA+	AAA	Y	\$494,410	0.42%	3.00%	
ASTRAZENECA FINANCE L		04636NAA1	A-	A3	Y	\$435,750	0.37%	3.00%	
BANK OF AMERICA CORP		06051GFX2	A-	A2	Y	\$466,850	0.39%	3.00%	
BERKSHIRE HATHAWAY IN		084670BR8	AA	AA2	Y	\$496,315	0.42%	3.00%	
CIGNA CORP		125523AG5	A-	BAA1	Y	\$483,345	0.41%	3.00%	
CITIGROUP INC		172967KNO	BBB+	A3	Y	\$463,165	0.39%	3.00%	
COCA COLA CO THE		191216CL2	A+	A1	Y	\$475,620	0.40%	3.00%	
ESTEE LAUDER CO INC		29736RANO	A+	A1	Y	\$473,900	0.40%	3.00%	
GOLDMAN SACHS GROUP I		38141GXJ8	BBB+	A2	Y	\$473,735	0.40%	3.00%	
INTERCONTINENTAL EXCH		45866FAD6	A-	A3	Y	\$481,550	0.41%	3.00%	
JOHNS HOPKINS HEALTH		478111AB3	AA-	AA2	Y	\$143,045	0.12%	3.00%	
MEAD JOHNSON NUTRITIO		582839AH9	A-	A3	Y	\$482,245	0.41%	3.00%	
MORGAN STANLEY		61746BDZ6	A-	A1	Y	\$473,080	0.40%	3.00%	
ORACLE CORP		68389XBL8	BBB	BAA2	Y	\$487,690	0.41%	3.00%	
STRYKER CORP		863667AH4	BBB+	BAA1	Y	\$476,360	0.40%	3.00%	
UNITED PARCEL SERVICE		911312BT2	A	A2	Y	\$477,525	0.40%	3.00%	
UNITEDHEALTH GROUP IN		91324PDN9	A+	A3	Y	\$481,405	0.41%	3.00%	
WAL MART STORES INC		931142DU4	AA	AA2	Y	\$498,805	0.42%	3.00%	
Municipal Bonds		CONNECTICUT ST TXBL S	20772KGN3	A+	AA3	Y	\$974,320	0.82%	5.00%
	GOODRICH MI AREA SCH	382406PY6	AA	N/A	Y	\$297,030	0.25%	5.00%	
	HOUSTON TX REF SER B	4423315T7	AA	AA3	Y	\$962,170	0.81%	5.00%	
	NEW YORK NY TXBL FISC	64966QCA6	AA	AA2	Y	\$955,140	0.80%	5.00%	
	ONTARIO CA INTERNATIO	683042AJ4	AA	N/A	Y	\$472,050	0.40%	5.00%	
	OREGON ST DEPT ADMINI	68607VT47	AAA	AA2	Y	\$485,775	0.41%	5.00%	
	TULSA CNTY OKLA INDPT	899593MG9	N/A	AA2	Y	\$484,355	0.41%	5.00%	
U.S. Treasuries	U S TREASURY BILL	912796X53	N/A	N/A	Y	\$973,650	0.82%	3.00%	
	U S TREASURY NOTE	91282CCJ8	N/A	AAA	Y	\$8,819,100	7.42%	3.00%	
		91282CCK5	N/A	AAA	Y	\$9,708,200	8.17%	3.00%	
		91282CEX5	N/A	AAA	Y	\$9,739,500	8.20%	3.00%	
		912828ZV5	Null	AAA	Y	\$8,415,200	7.08%	3.00%	
		912828ZW3	N/A	AAA	Y	\$8,970,300	7.55%	3.00%	

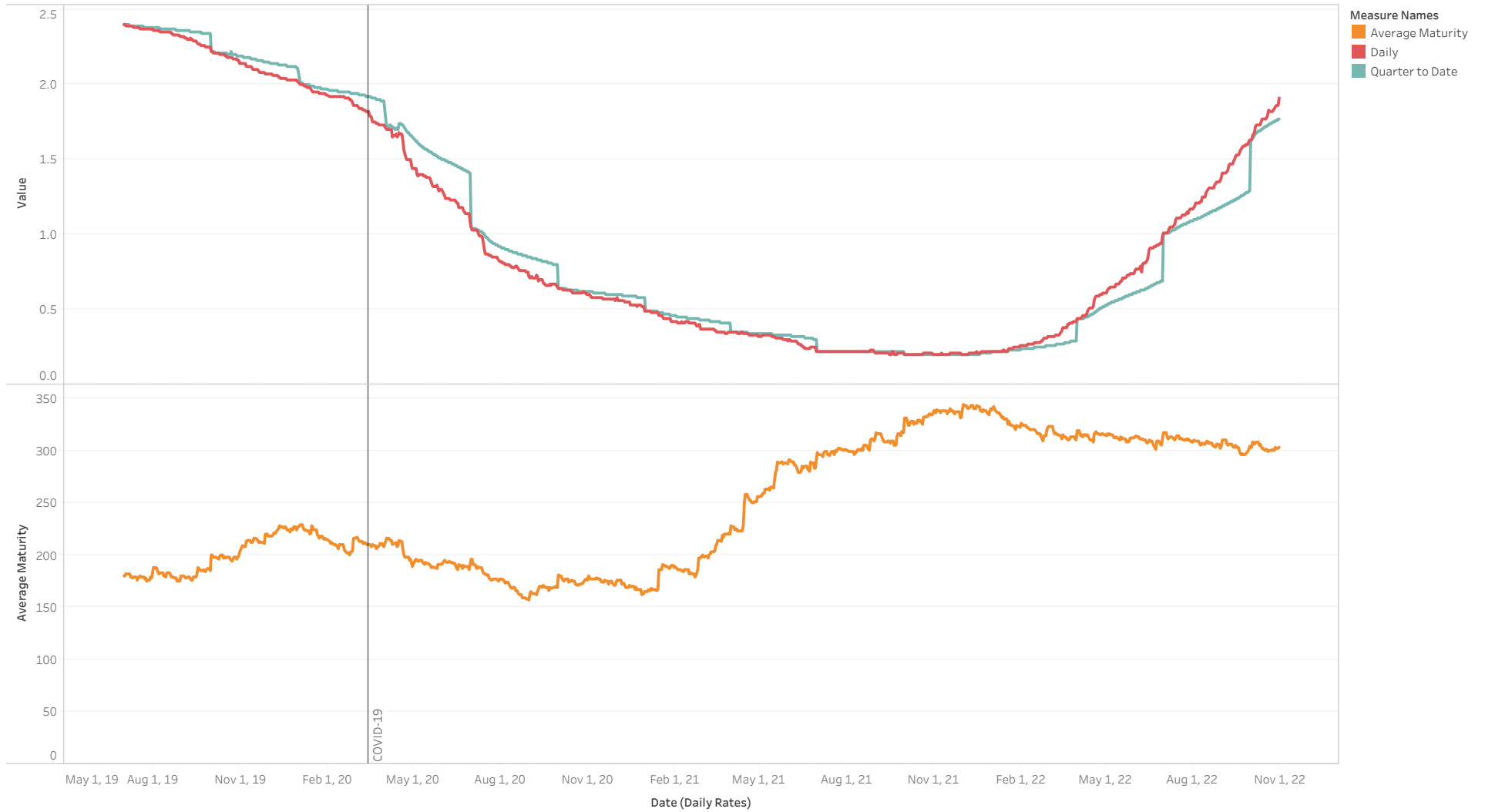
# LAIF Apportionment Rates

As of October 2022



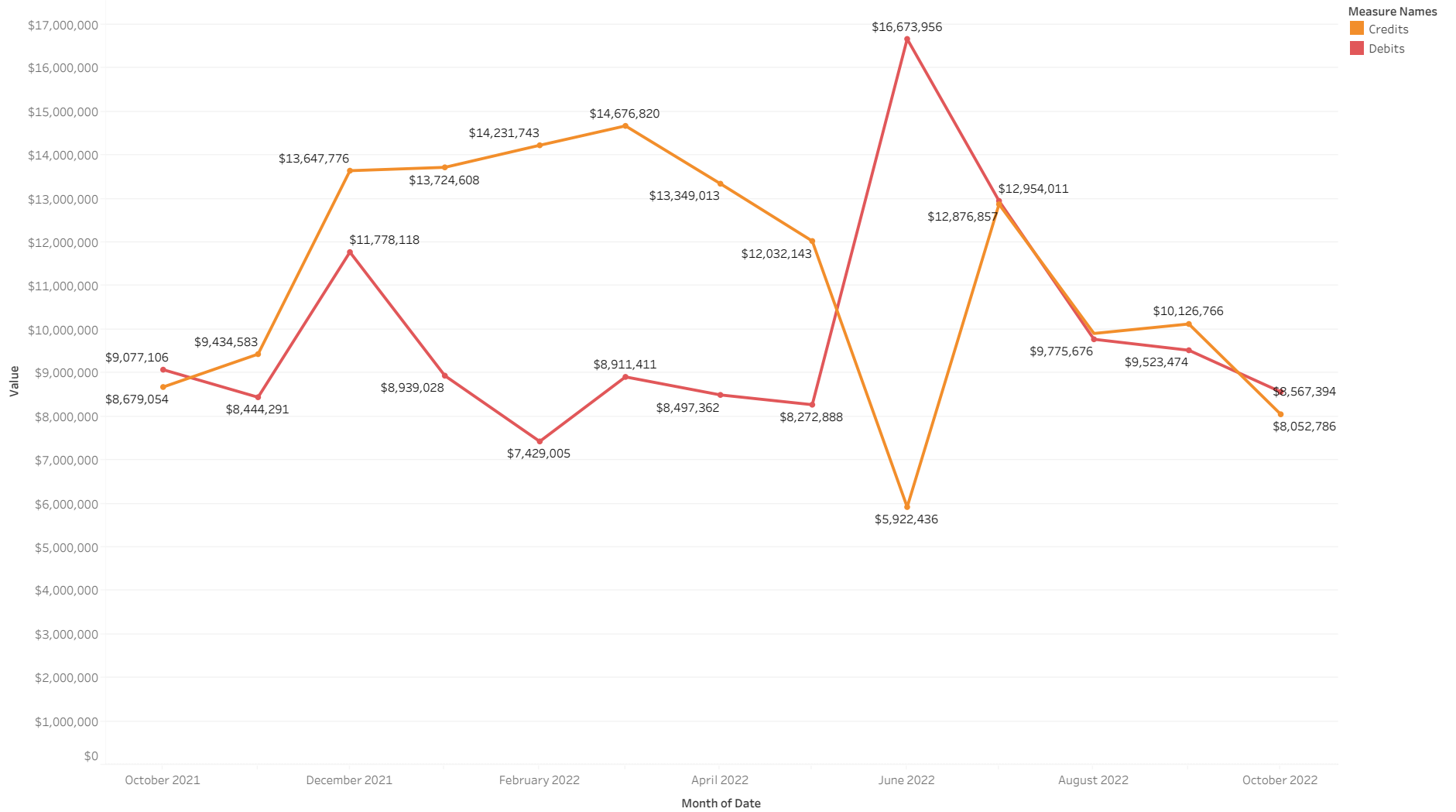
# LAIF Diagnostics

As of October 2022



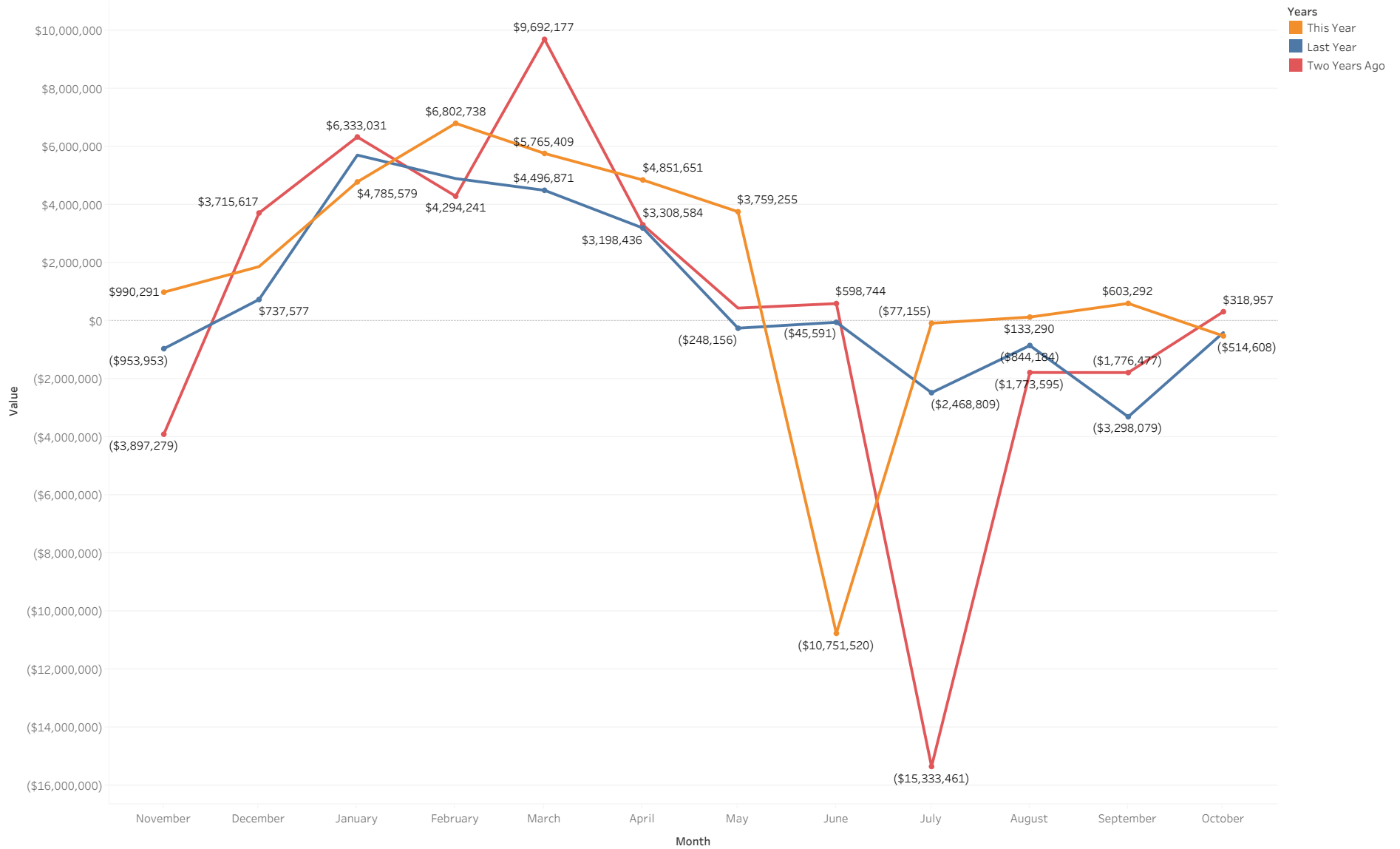
# Rolling 13-Month Cash Flow Analysis

As of October 2022



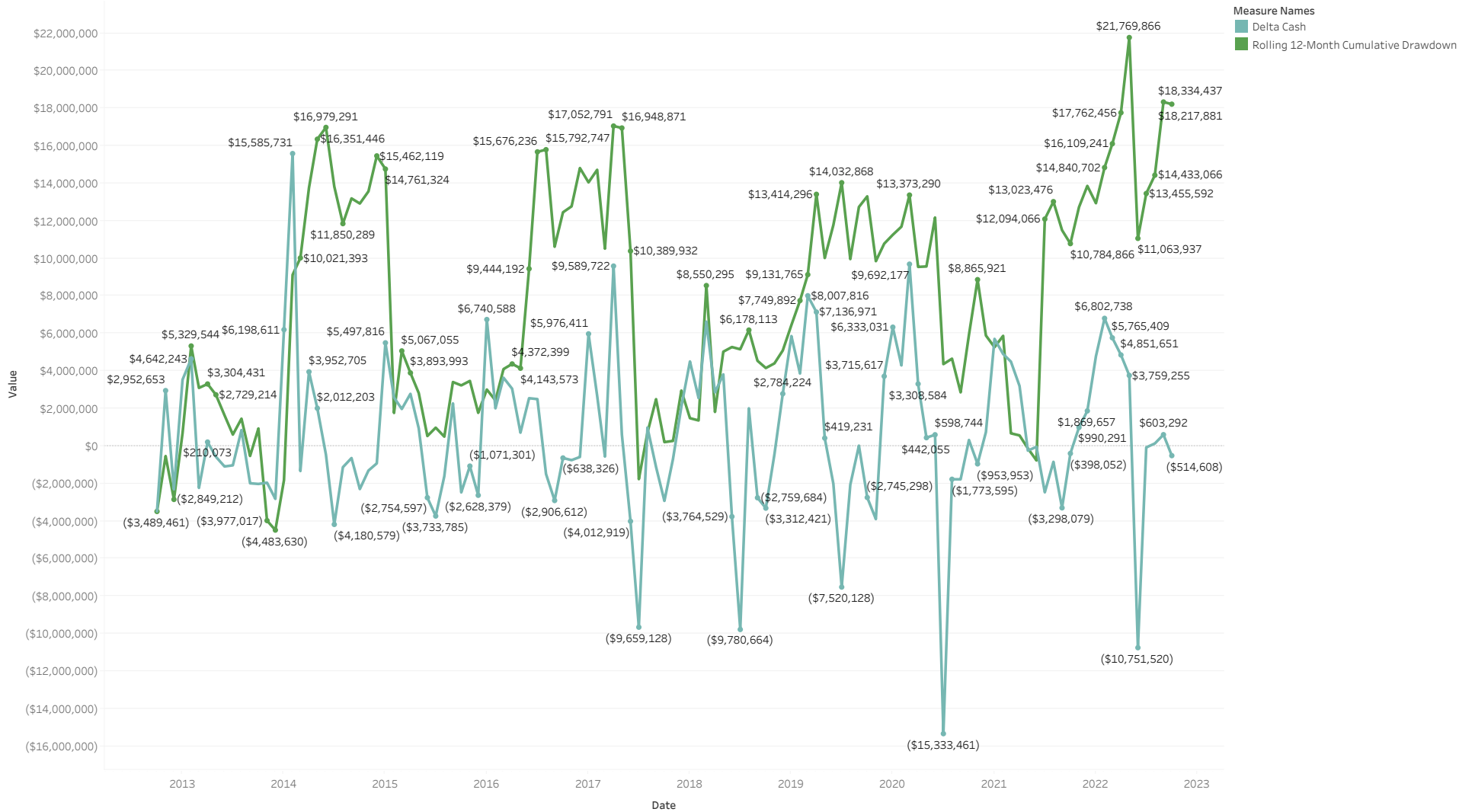
# Net Change in Cash by Year

As of October 2022



# Historic Drawdowns

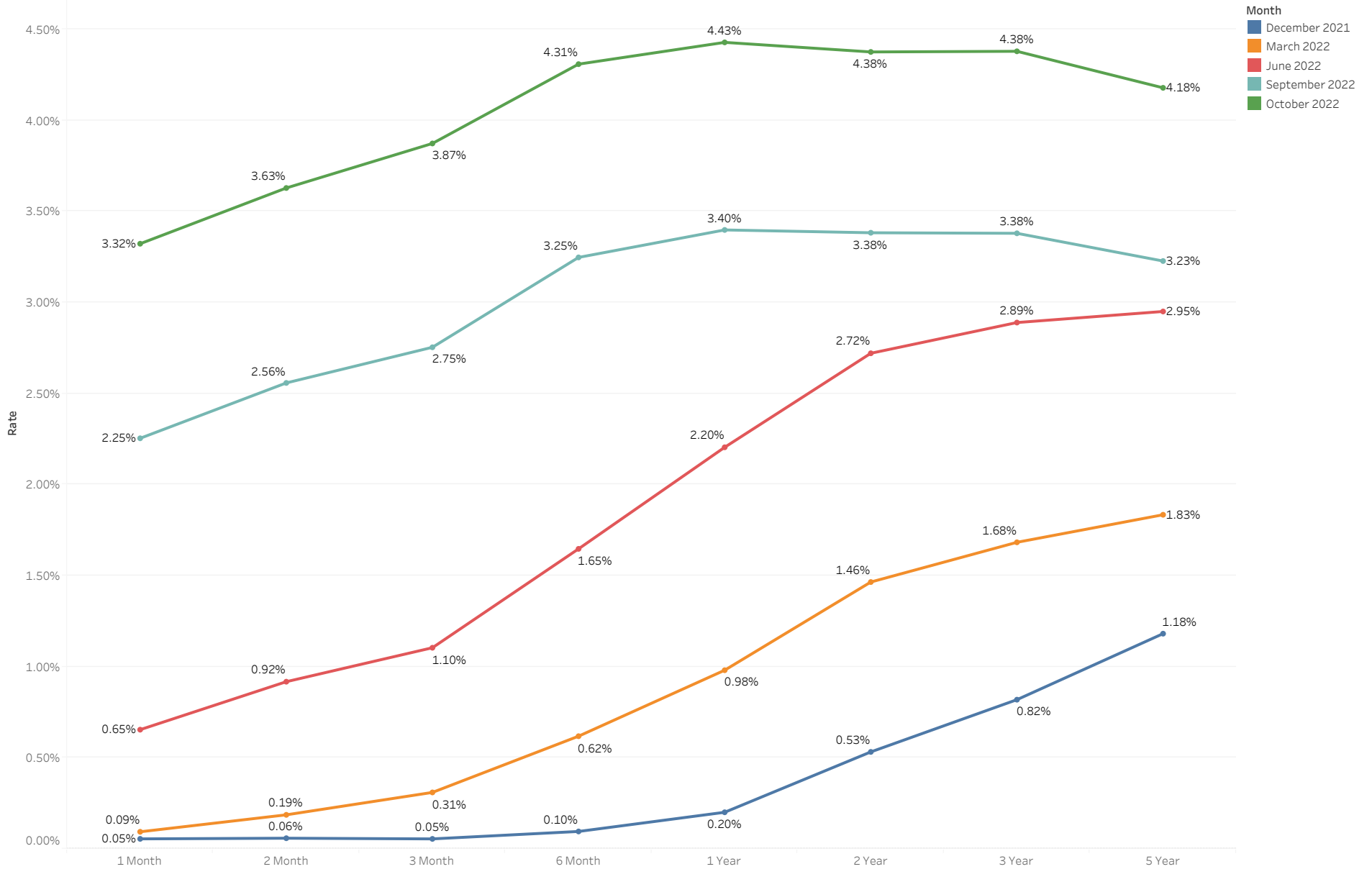
As of October 2022





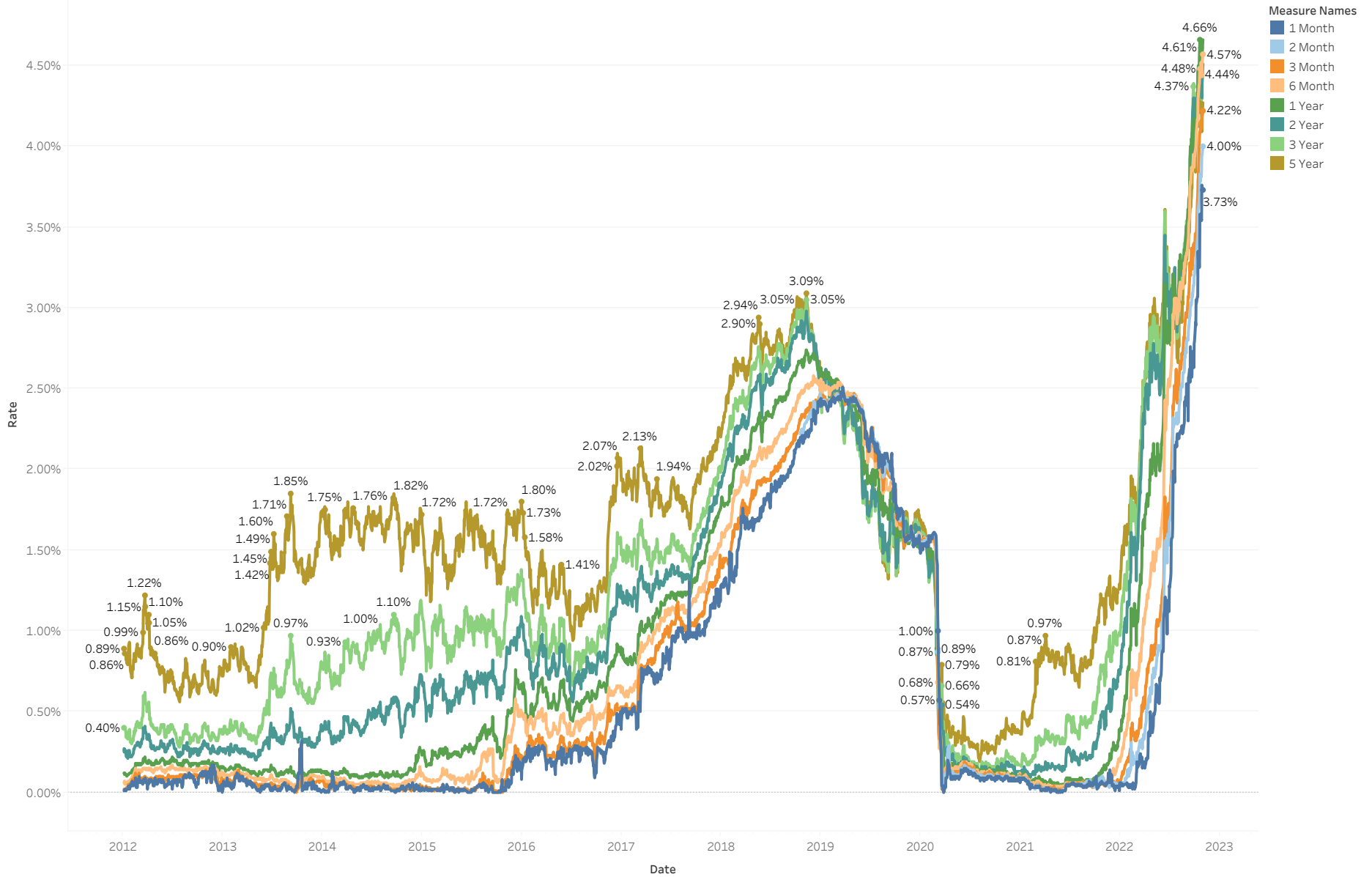
# U.S. Treasury Yield Curve

As of October 2022



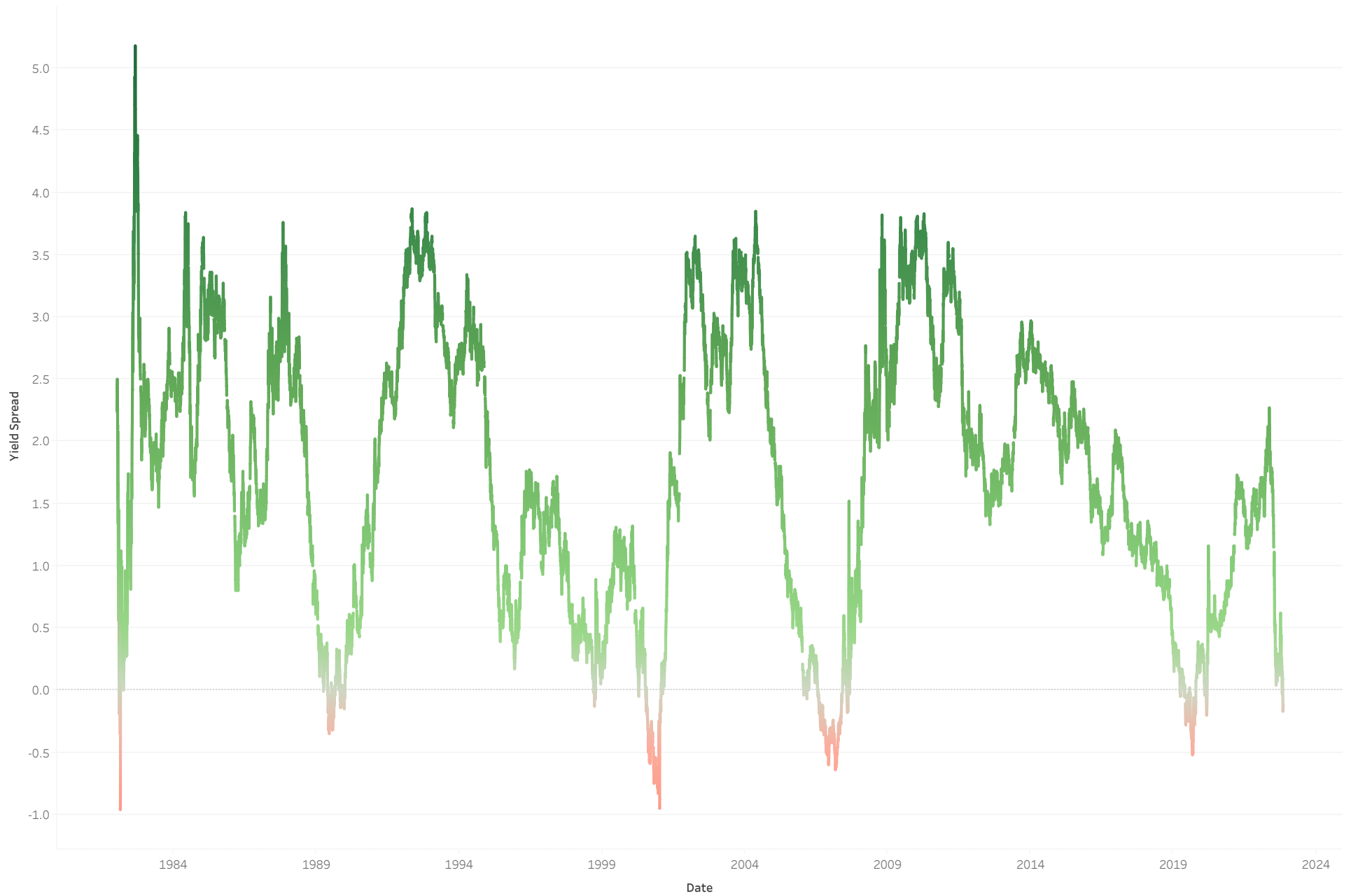
# U.S. Treasury Maturity Through Time

As of October 2022



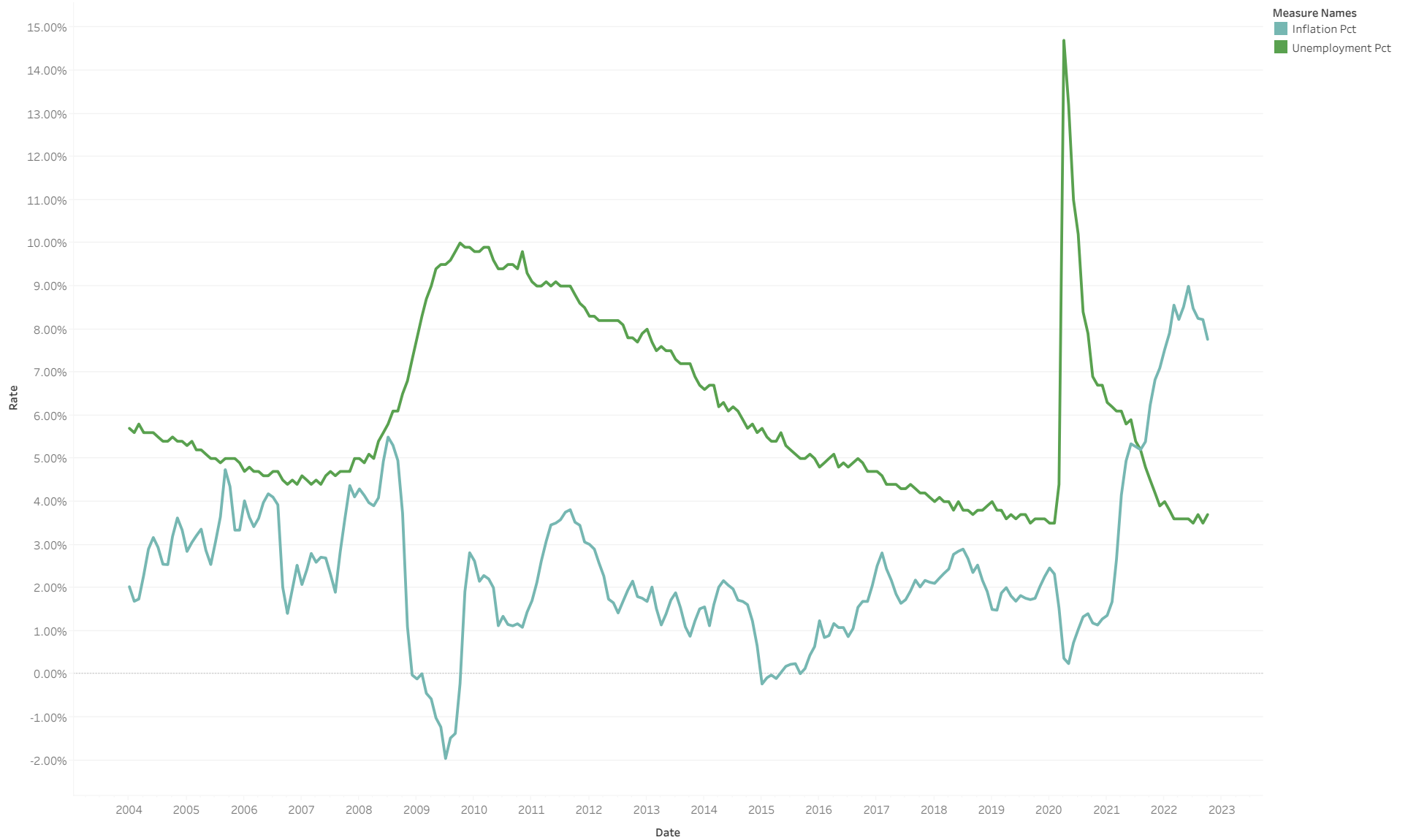
# 10-Year Minus 3-Month Treasury Yield Spread

As of October 2022



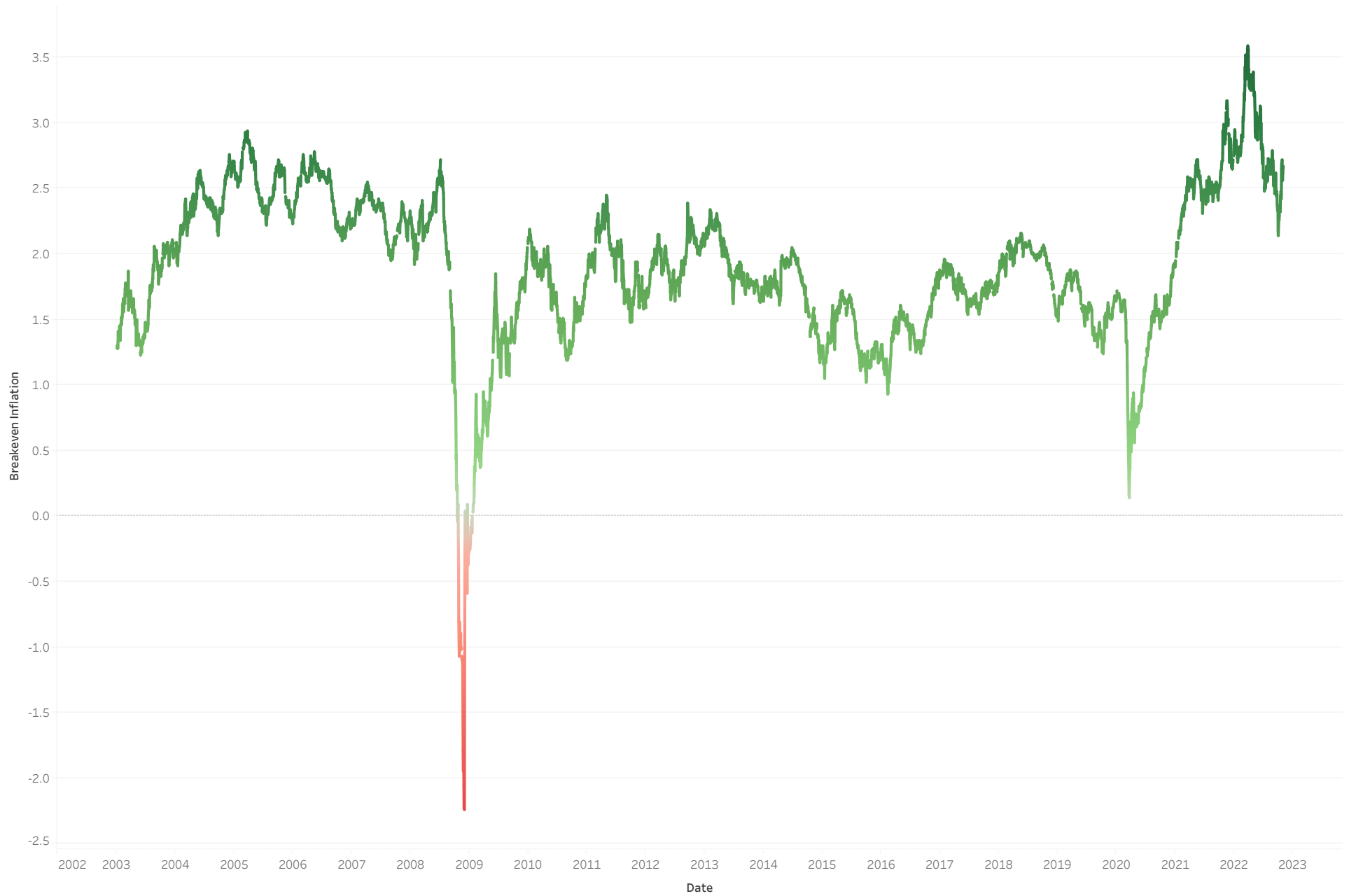
# Unemployment vs Inflation

As of October 2022

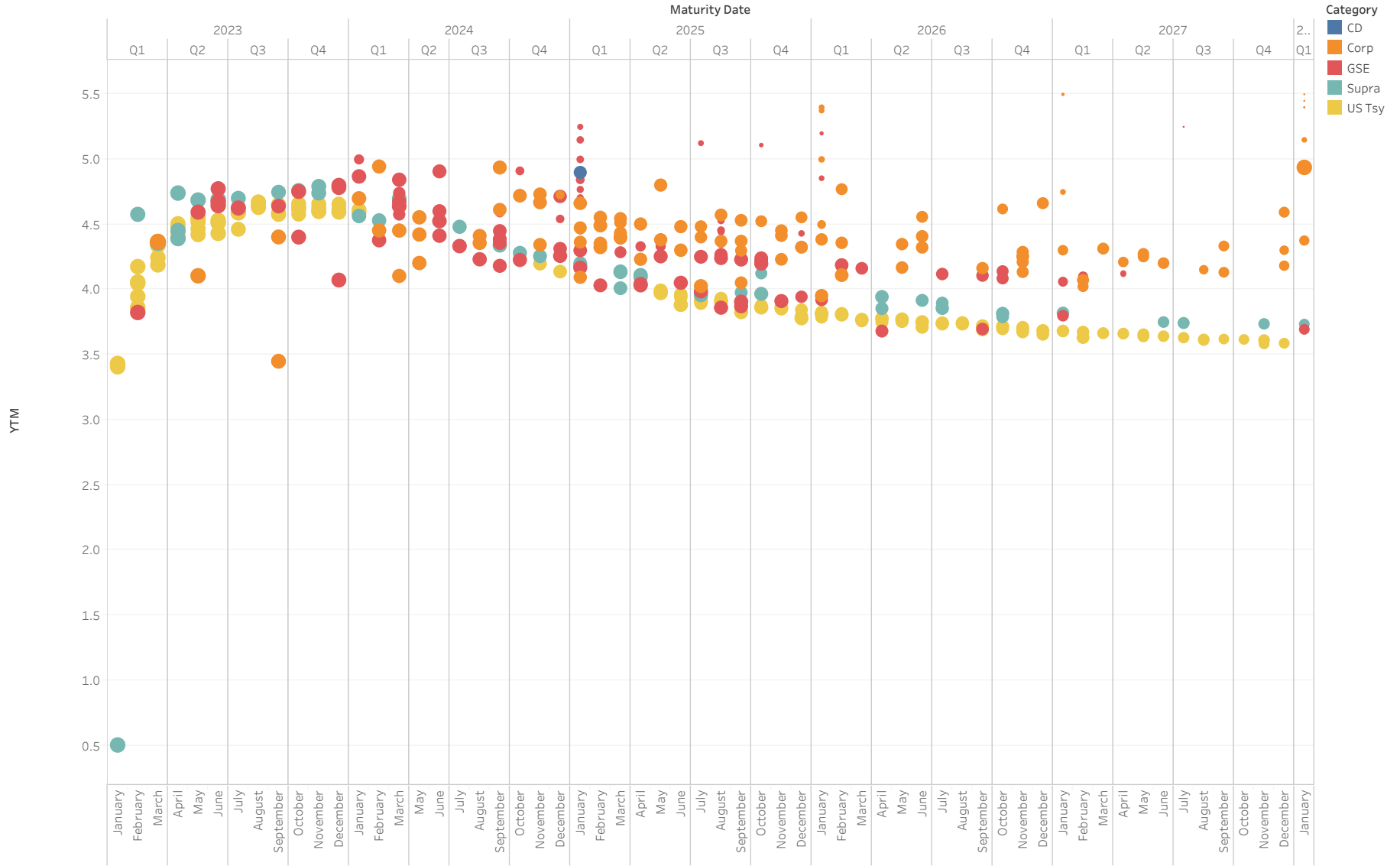


# 5-Year Breakeven Inflation Prediction

As of October 2022



# Bond Filter



# Portfolio Filter

As of October 2022

Portfolio Ty..	Security Type	Issuer	CUSIP	Days to Maturity	Coupon	Par Value	Market Value	Book Value	Unrealized P/L
Reserve	Negotiable Certificates of Deposit	1ST SECURITY BANK OF	33625CCP2	638	2.09%	\$245,000	\$234,012	\$245,000	(\$10,988)
		ABACUS FEDERAL SAVING	00257TBF2	641	2.09%	\$245,000	\$233,973	\$245,000	(\$11,027)
		ALMA BK ASTORIA NEW Y	020080BL0	681	1.85%	\$245,000	\$232,145	\$245,000	(\$12,855)
		AMERICAN ST BK SIOUX	029728BA9	543	2.58%	\$245,000	\$237,515	\$245,000	(\$7,485)
		BALBOA THRIFT LN ASSN	05765LAY3	261	2.08%	\$245,000	\$240,953	\$245,000	(\$4,047)
		BANK OF NEW ENGLAND	06426KBE7	570	2.73%	\$245,000	\$237,655	\$245,000	(\$7,345)
		BANK3	06653LAJ9	137	0.91%	\$245,000	\$242,241	\$245,000	(\$2,759)
		CITADEL FED CR UN EXT	17286TAG0	850	1.77%	\$245,000	\$228,436	\$245,000	(\$16,564)
		COMMERCE BK GENEVA MI	20056QRZ8	604	2.39%	\$245,000	\$235,815	\$245,000	(\$9,185)
		COMMERCIAL BK HARROGA	20143PDX5	226	2.48%	\$245,000	\$242,268	\$245,000	(\$2,732)
		DENVER SVGS BK IOWA	249398BT4	233	2.28%	\$245,000	\$241,840	\$245,000	(\$3,161)
		ENCORE BK LITTLE ROCK	29260MAM7	287	2.04%	\$245,000	\$240,377	\$245,000	(\$4,623)
		ENERBANK USA SALT LAK	29278TMN7	387	1.85%	\$245,000	\$238,032	\$245,000	(\$6,968)
		ENTERPRISE BANK PA	29367RKT2	563	2.68%	\$245,000	\$237,640	\$245,000	(\$7,360)
		FIRST BK HIGHLAND PK	319141JC2	1	2.15%	\$245,000	\$244,993	\$245,000	(\$7)
		FIRST FMRS BK TR CONV	320165JK0	674	1.85%	\$245,000	\$232,289	\$245,000	(\$12,711)
		FIRST NATIONAL BANK O	32112UDM0	428	1.81%	\$245,000	\$237,126	\$245,000	(\$7,874)
		FIRST ST BK BUXTON ND	33648RAZ2	309	1.69%	\$245,000	\$239,272	\$245,000	(\$5,728)
		GENOA BKG CO OHIO	372348CJ9	639	2.04%	\$245,000	\$233,804	\$245,000	(\$11,197)
		GRAND RIV BK GRANDVIL	38644ABP3	641	2.09%	\$245,000	\$233,973	\$245,000	(\$11,027)
		HORIZON BK WAVERLY NE	44042TBQ6	302	1.73%	\$231,000	\$226,708	\$227,867	(\$1,159)
		INDUSTRIAL COML BK CH	45581EAX9	242	3.32%	\$245,000	\$243,356	\$245,000	(\$1,644)
		KNOX TVA EMPL CREDIT	499724AD4	303	3.28%	\$245,000	\$242,579	\$245,000	(\$2,421)
		KS STATEBANK MANHATTA	50116CBF5	198	2.32%	\$200,000	\$197,976	\$199,700	(\$1,724)
		LAFAYETTE FED CR UN R	50625LAE3	331	3.34%	\$245,000	\$242,396	\$245,000	(\$2,604)
		LIVE OAK BANKING COMP	538036GU2	758	1.96%	\$245,000	\$231,121	\$245,000	(\$13,879)
		MAINSTREET BANK	56065GAG3	543	2.68%	\$245,000	\$237,866	\$245,000	(\$7,134)
		MID MO BK SPRINGFIELD	59541KBV8	625	1.99%	\$245,000	\$233,850	\$245,000	(\$11,150)
		MORGAN STANLEY BK N A	61690UPF1	760	2.06%	\$245,000	\$231,689	\$245,000	(\$13,311)
		MORGAN STANLEY PVT BK	61760AYR4	528	2.87%	\$245,000	\$238,811	\$245,000	(\$6,189)
		NEIGHBORS FCU BATON R	64017AAM6	332	3.34%	\$245,000	\$242,403	\$245,000	(\$2,597)
		PLAINS ST BK TEX	726547BK7	599	2.39%	\$245,000	\$235,898	\$245,000	(\$9,102)
		POPPY BK SANTA ROSA C	73319FAF6	869	1.20%	\$245,000	\$225,006	\$245,000	(\$19,994)
		PREFERRED BANK LA CAL	740367HP5	655	2.10%	\$245,000	\$233,708	\$245,000	(\$11,292)
		RAYMOND JAMES BANK NA	75472RAU5	791	1.97%	\$245,000	\$230,587	\$245,000	(\$14,413)
		RIA FED CR UN	749622AL0	421	2.56%	\$245,000	\$239,309	\$245,000	(\$5,691)
		RIVERBANK POCAHONTAS	76857AAB7	231	2.38%	\$245,000	\$242,028	\$245,000	(\$2,972)
		STONE BK MTN VIEW ARK	86158RAV1	154	3.11%	\$245,000	\$244,069	\$245,000	(\$931)
		UBS BANK USA	90348JCR9	211	3.17%	\$245,000	\$243,496	\$245,000	(\$1,504)
		UPPER PENNISUA STATE	91630PAS0	788	1.86%	\$245,000	\$230,082	\$245,000	(\$14,918)
		WASHINGTON FEDERAL	938828BJ8	662	2.15%	\$245,000	\$233,791	\$245,000	(\$11,209)

# Portfolio Filter

As of October 2022

Portfolio Ty..	Security Type	Issuer	CUSIP	Days to Maturity	Coupon	Par Value	Market Value	Book Value	Unrealized P/L
Reserve	Negotiable Certificates of Deposit	WELLS FARGO BANK NA	949763B96	571	2.73%	\$245,000	\$237,643	\$245,000	(\$7,357)
		WELLS FARGO NATL BK W	949495AF2	60	1.85%	\$245,000	\$244,356	\$245,000	(\$644)



# Asset Class Compliance

As of October 2022

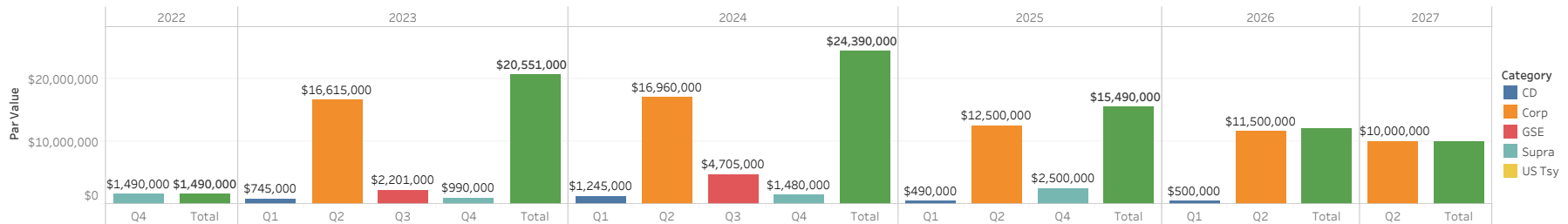
Security Type	In Compliance?	Max Weight	Weight	Par Value	Book Value	Market Value
Cash	Y	100%	7.04%	\$8,364,646	\$8,364,646	\$8,364,646
LAIF	Y	100%	3.03%	\$3,595,079	\$3,595,079	\$3,595,079
CAMP - JPAP	Y	30%	23.89%	\$28,373,304	\$28,373,304	\$28,373,304
Medium Term Notes	Y	15%	7.38%	\$9,145,000	\$9,634,488	\$8,764,140
Municipal Bonds	Y	10%	3.90%	\$4,800,000	\$4,929,359	\$4,630,840
Negotiable Certificates of Deposit	Y	30%	8.55%	\$10,476,000	\$10,472,567	\$10,153,083
Government Agency	Y	100%	6.97%	\$8,500,000	\$8,593,485	\$8,273,610
U.S. Treasuries	Y	100%	39.25%	\$51,000,000	\$47,192,807	\$46,625,950
<b>Totals</b>			<b>100.00%</b>	<b>\$124,254,030</b>	<b>\$121,155,736</b>	<b>\$118,780,653</b>

Reference Date  
October 2022

- Maturity Quarter
- 2023 Q1
  - 2023 Q2
  - 2023 Q3
  - 2023 Q4
  - 2024 Q1
  - 2024 Q2
  - 2024 Q3
  - 2024 Q4
  - 2025 Q1
  - 2025 Q2
  - 2025 Q3
  - 2025 Q4
  - 2026 Q1
  - 2026 Q2
  - 2026 Q3
  - 2026 Q4
  - 2027 Q1
  - 2027 Q2
  - 2027 Q3
  - 2027 Q4
  - 2028 Q1

## Reserve Portfolio Ladder by Quarter

As of October 2022



## Bond Filter

