



City of El Segundo Investment Portfolio Report June 2023

Certified By:
City Treasurers Office

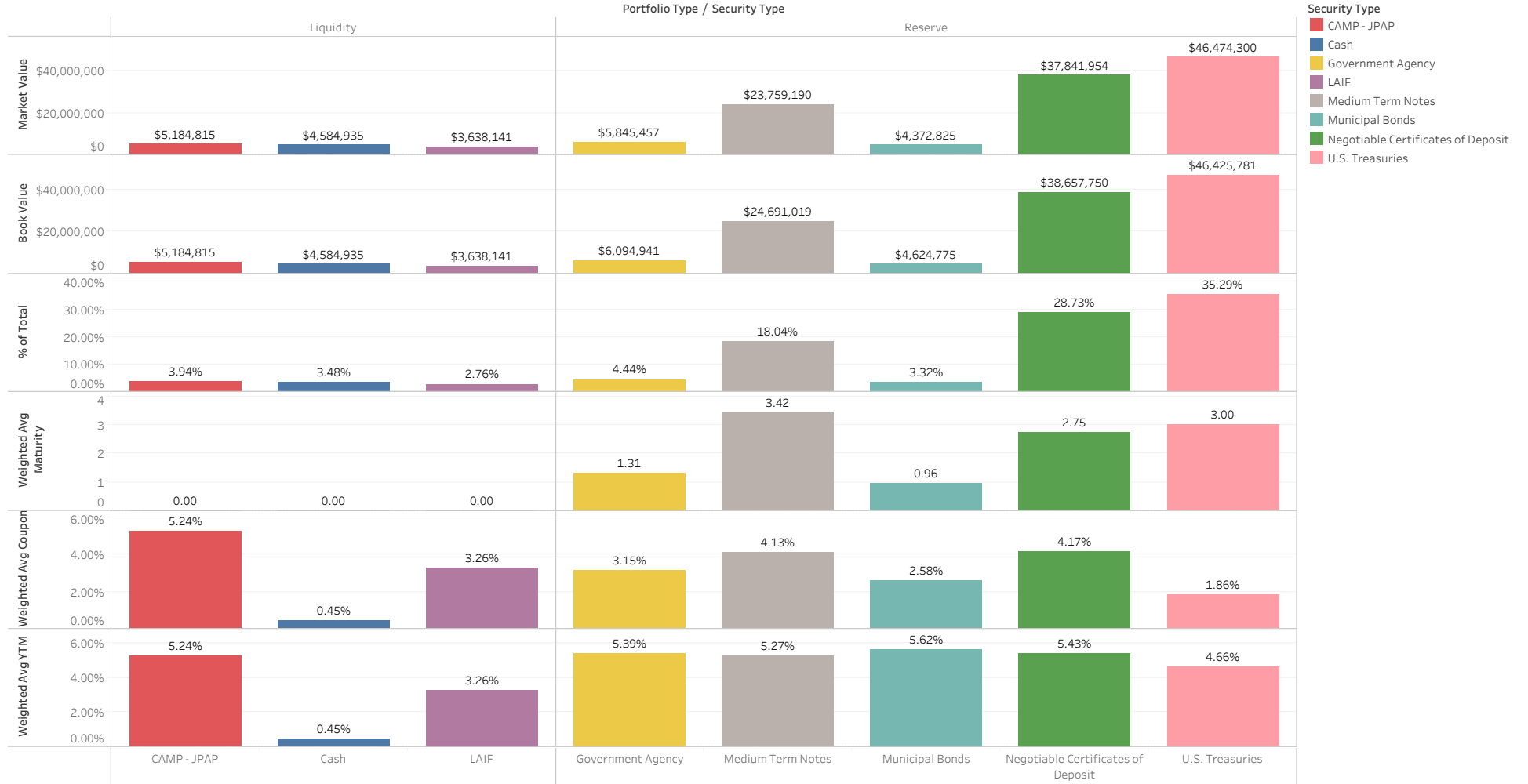


CITY OF
EL SEGUNDO

Portfolio

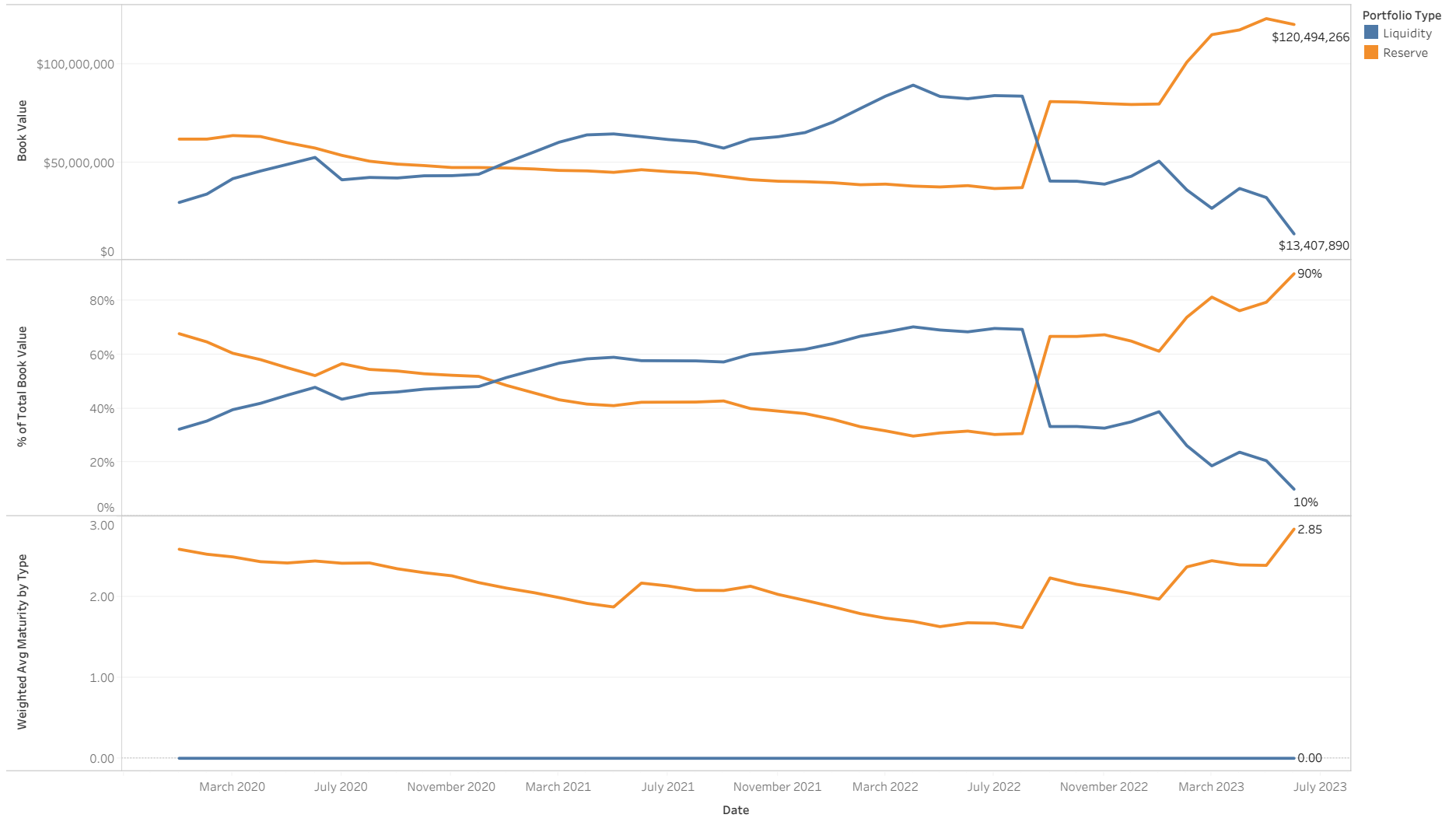
Portfolio Summary

As of June 2023



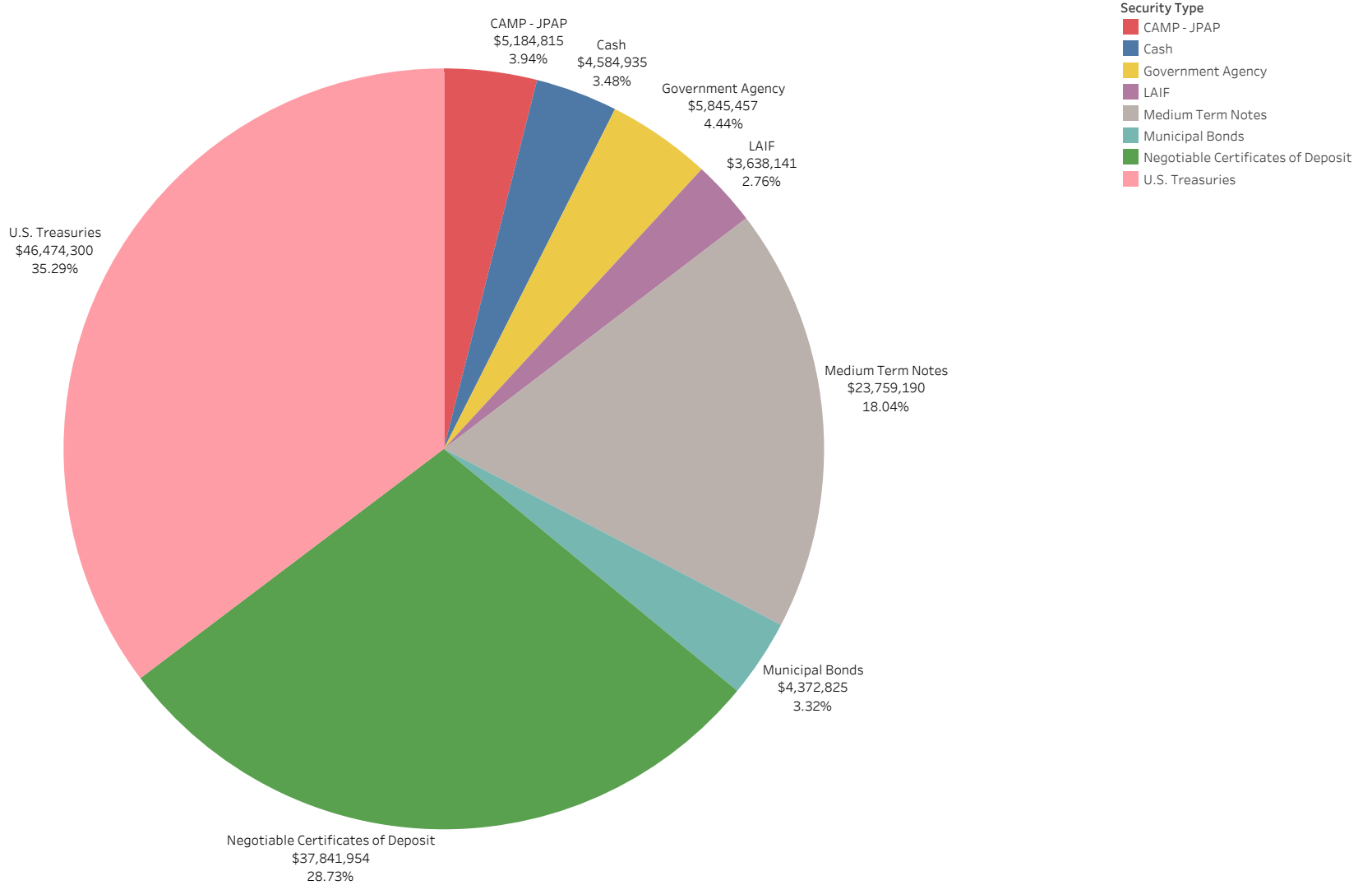
Portfolio Through Time

As of June 2023



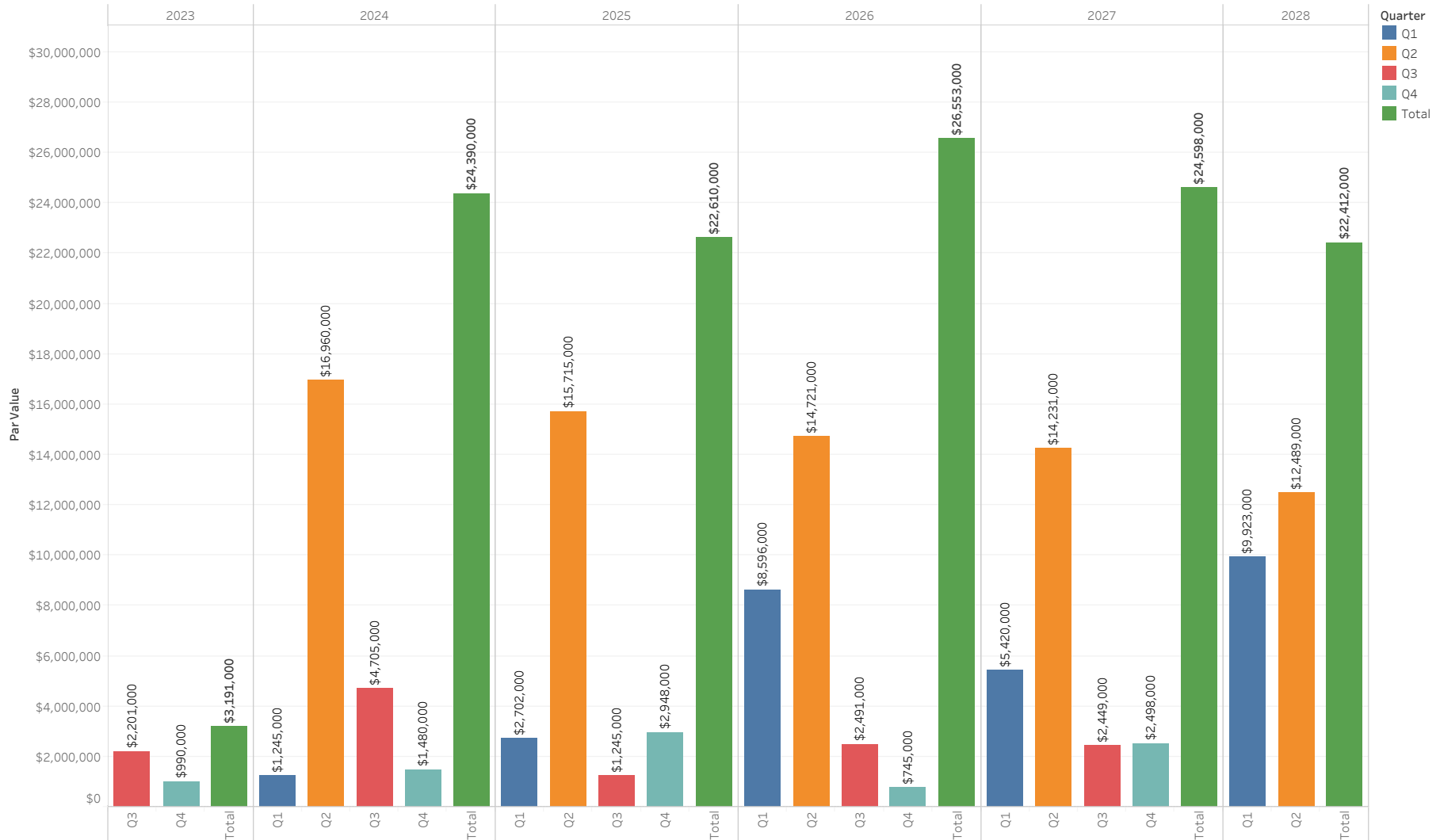
Investments by Security Type

As of June 2023



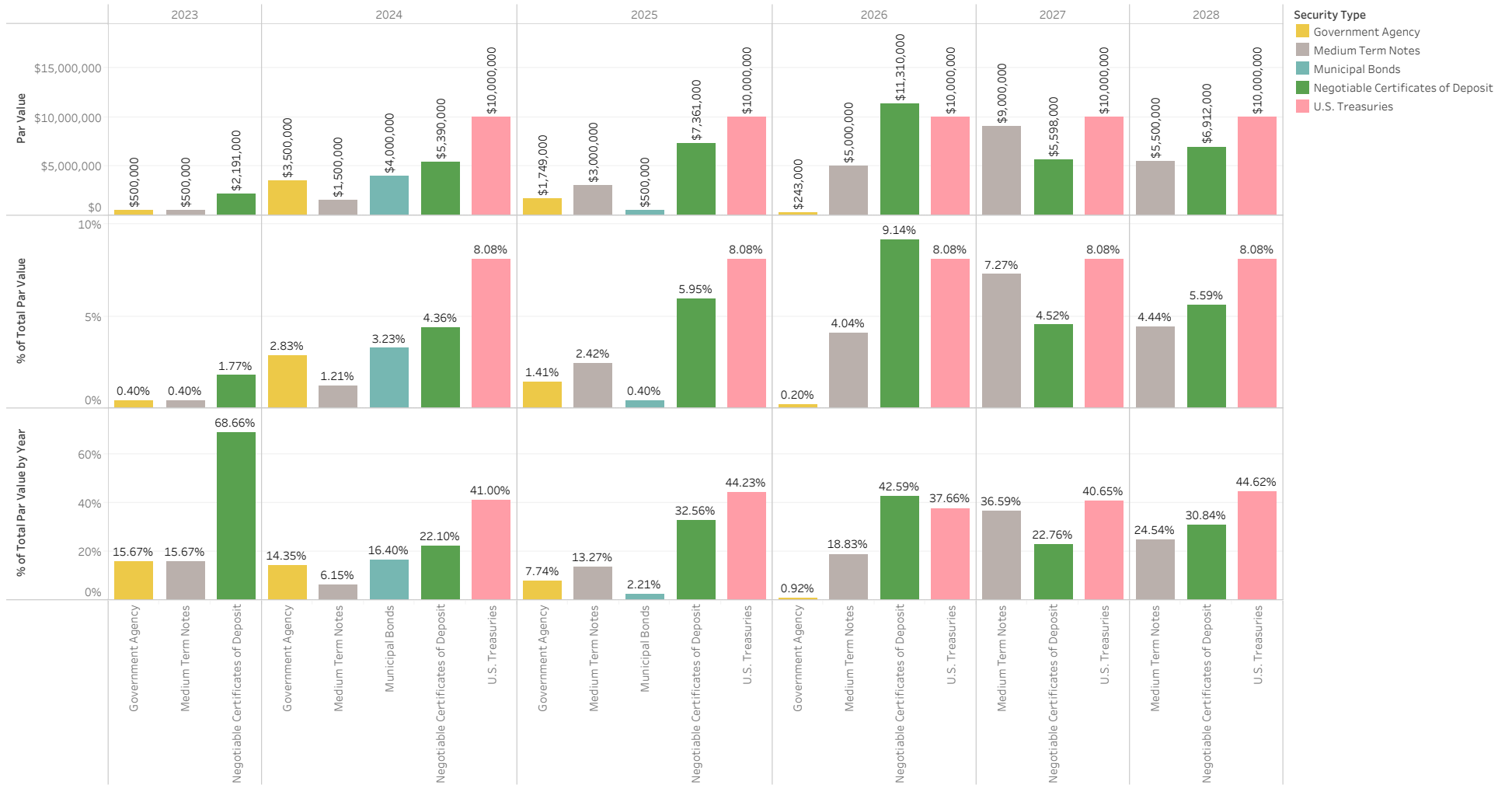
Reserve Portfolio Ladder by Quarter

As of June 2023



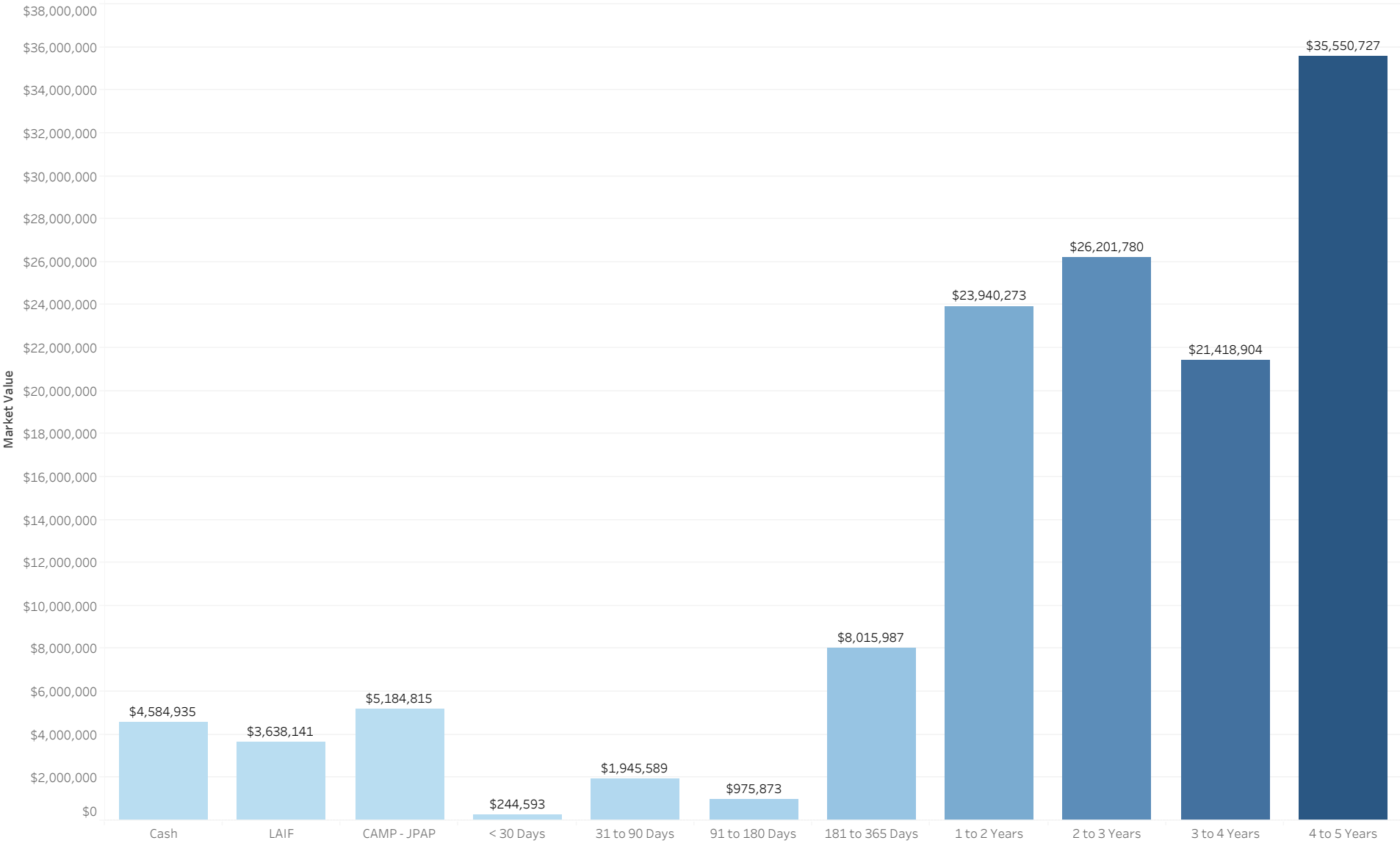
Ladder Diversification

As of June 2023



Investments by Maturity Date

As of June 2023



Portfolio

As of June 2023

Security Type	Issuer	CUSIP	Month, Day, Year of Maturity Date	Days to Maturity	Coupon	Par Value	Market Value	Book Value	Unrealized P/L
Cash	Bank	Cash	Null	1	0.45%	\$4,584,935	\$4,584,935	\$4,584,935	\$0
LAIF	LAIF	LAIF	Null	1	3.26%	\$3,638,141	\$3,638,141	\$3,638,141	\$0
CAMP - JPAP	CAMP - JPAP	CAMP - JPAP	Null	1	5.24%	\$5,184,815	\$5,184,815	\$5,184,815	\$0
Medium Term Notes	AMAZON COM INC	023135CP9	December 1, 2027	1,615	4.58%	\$1,000,000	\$993,720	\$997,630	(\$3,910)
	AMERICAN HONDA FIN CO	02665WED9	January 12, 2028	1,657	4.74%	\$1,000,000	\$991,730	\$997,794	(\$6,064)
	APPLE INC	037833EC0	February 8, 2028	1,684	1.38%	\$500,000	\$433,355	\$427,219	\$6,136
	ASTRAZENECA FINANCE L	04636NAA1	May 28, 2026	1,063	1.33%	\$500,000	\$451,170	\$501,040	(\$49,870)
	BANK NOVA SCOTIA B C	06418BAE8	March 11, 2027	1,350	3.18%	\$1,000,000	\$927,960	\$926,343	\$1,617
	BANK OF AMERICA CORP	06051GFX2	April 19, 2026	1,024	3.65%	\$500,000	\$479,625	\$554,155	(\$74,530)
	CANADIAN IMP BK COMM	13607HR61	April 7, 2027	1,377	3.68%	\$1,000,000	\$936,690	\$948,186	(\$11,496)
	CIGNA CORP	125523AG5	November 15, 2025	869	4.24%	\$500,000	\$486,750	\$564,210	(\$77,460)
	CITIGROUP INC	172967KN0	May 1, 2026	1,036	3.58%	\$500,000	\$475,510	\$550,715	(\$75,205)
	COCA COLA CO THE	191216CL2	September 6, 2024	434	1.81%	\$500,000	\$483,245	\$493,865	(\$10,620)
	COMCAST CORP	20030NBW0	January 15, 2027	1,295	2.56%	\$1,000,000	\$918,170	\$917,335	\$835
	DEERE JOHN CAPITAL	24422EWR6	January 20, 2028	1,665	4.75%	\$1,000,000	\$999,170	\$1,004,330	(\$5,160)
	DEUTSCHE BK AG N Y	25160PAM9	September 9, 2027	1,532	5.46%	\$1,000,000	\$983,300	\$1,005,611	(\$22,311)
	ESTEE LAUDER CO INC	29736RAN0	December 1, 2024	520	2.10%	\$500,000	\$476,875	\$501,600	(\$24,725)
	GOLDMAN SACHS GROUP I	38141GXJ8	April 1, 2025	641	3.64%	\$500,000	\$480,295	\$545,605	(\$65,310)
	HSBC HOLDINGS PLC	404280BB4	May 25, 2026	1,060	4.09%	\$1,000,000	\$952,900	\$960,400	(\$7,500)
	IBM CORP	459200AS0	January 15, 2028	1,660	6.12%	\$1,000,000	\$1,062,070	\$1,076,510	(\$14,440)
	INTEL CORP	458140CD0	February 10, 2026	956	4.89%	\$1,000,000	\$997,100	\$998,520	(\$1,420)
	INTERCONTINENTAL EXCH	45866FAD6	December 1, 2025	885	3.86%	\$500,000	\$485,830	\$557,000	(\$71,170)
	MEAD JOHNSON NUTRITIO	582839AH9	November 15, 2025	869	4.23%	\$500,000	\$487,690	\$565,170	(\$77,480)
	MITSUBISHI UFJ FIN GR	606822AJ3	September 13, 2026	1,171	3.01%	\$1,000,000	\$915,270	\$924,800	(\$9,530)
	MORGAN STANLEY	61746BDZ6	January 27, 2026	942	4.01%	\$500,000	\$482,655	\$561,240	(\$78,585)
	ORACLE CORP	68389XBL8	September 15, 2023	77	2.42%	\$500,000	\$496,540	\$492,550	\$3,990
	ROYAL BK CDA	78016EZD2	May 4, 2027	1,404	3.83%	\$1,000,000	\$946,340	\$951,709	(\$5,369)
	STRYKER CORP	863667AH4	November 1, 2025	855	3.53%	\$500,000	\$478,450	\$548,175	(\$69,725)
	SUMITOMO MITSUI FINL	86562MAY6	January 17, 2028	1,662	3.84%	\$1,000,000	\$922,670	\$934,451	(\$11,781)
	TORONTO DOMINION BANK	89115A2M3	January 10, 2028	1,655	5.19%	\$1,000,000	\$993,350	\$1,005,769	(\$12,419)
	TOSCO CORP	891490AR5	January 1, 2027	1,281	7.24%	\$1,000,000	\$1,077,120	\$1,107,960	(\$30,840)
	TOYOTA MTR CR CORP FR	89236TKL8	November 10, 2027	1,594	5.34%	\$1,000,000	\$1,019,970	\$1,030,896	(\$10,926)
	UNITED PARCEL SERVICE	911312BT2	September 1, 2024	429	2.28%	\$500,000	\$481,790	\$504,105	(\$22,315)
	UNITEDHEALTH GROUP IN	91324PDN9	December 15, 2025	899	3.83%	\$500,000	\$482,590	\$560,625	(\$78,035)
	WELLS FARGO COMPANY	94974BGL8	July 22, 2027	1,483	4.48%	\$1,000,000	\$959,290	\$975,500	(\$16,210)
Municipal Bonds	CONNECTICUT ST TXBL S	20772KGN3	April 15, 2024	290	3.10%	\$1,000,000	\$980,830	\$1,064,850	(\$84,020)
	HOUSTON TX REF SER B	4423315T7	March 1, 2024	245	2.00%	\$1,000,000	\$976,010	\$1,006,410	(\$30,400)
	NEW YORK NY TXBL FISC	64966QCA6	August 1, 2024	398	2.21%	\$1,000,000	\$963,860	\$1,003,750	(\$39,890)
	ONTARIO CA INTERNATIO	683042AJ4	May 15, 2025	685	3.05%	\$500,000	\$475,035	\$538,090	(\$63,055)
	OREGON ST DEPT ADMINI	68607VT47	April 1, 2024	276	2.87%	\$500,000	\$490,285	\$510,125	(\$19,840)
	TULSA CNTY OKLA INDPT	899593MG9	June 1, 2024	337	2.67%	\$500,000	\$486,805	\$501,550	(\$14,745)
Negotiable Certificates of Deposit	1ST SECURITY BANK OF	33625CCP2	July 30, 2024	396	2.08%	\$245,000	\$236,058	\$245,000	(\$8,943)
	ABACUS FEDERAL SAVING	00257TBF2	August 2, 2024	399	2.08%	\$245,000	\$236,013	\$245,000	(\$8,987)
	ACHIEVE FINL CR UN BE	00453NAA9	February 17, 2026	963	4.74%	\$249,000	\$244,386	\$249,000	(\$4,614)

Portfolio

As of June 2023

Security Type	Issuer	CUSIP	Month, Day, Year of Maturity Date	Days to Maturity	Coupon	Par Value	Market Value	Book Value	Unrealized P/L
Negotiable Certificates of Deposit	AFFINITY BK COVINGTON	00833JAL5	September 15, 2026	1,173	4.66%	\$249,000	\$242,900	\$249,000	(\$6,101)
	ALASKA USA FED CR UN	011852AE0	March 8, 2028	1,713	4.73%	\$249,000	\$241,923	\$249,000	(\$7,077)
	ALL IN FED CR UN DALE	01664MAE6	February 17, 2028	1,693	4.73%	\$249,000	\$241,976	\$249,000	(\$7,024)
	ALLIANT CR UN CHICAGO	01882MAD4	December 30, 2025	914	5.14%	\$200,000	\$198,554	\$199,900	(\$1,346)
	ALLY BK SANDY UTAH	02007GM42	March 23, 2026	997	5.10%	\$243,000	\$240,808	\$243,000	(\$2,192)
	ALMA BK ASTORIA NEW Y	020080BL0	September 11, 2024	439	1.83%	\$245,000	\$234,460	\$245,000	(\$10,540)
	AMERICAN EXP NATL BAN	02589ACP5	May 12, 2025	682	3.29%	\$246,000	\$235,907	\$237,002	(\$1,095)
	AMERICAN FIRST CR UN	02616ACA5	April 27, 2027	1,397	4.55%	\$249,000	\$240,970	\$249,000	(\$8,030)
	AMERICAN ST BK SIOUX	029728BA9	April 26, 2024	301	2.56%	\$245,000	\$239,314	\$245,000	(\$5,686)
	AUSTIN TELCO FED CR U	052392CH8	December 16, 2026	1,265	5.02%	\$248,000	\$244,771	\$248,000	(\$3,229)
	BALBOA THRIFT LN ASSN	05765LAY3	July 19, 2023	19	2.05%	\$245,000	\$244,593	\$245,000	(\$407)
	BANK FIVE NINE OCONOM	062119BK7	March 20, 2028	1,725	4.78%	\$249,000	\$242,416	\$249,000	(\$6,584)
	BANK NEW YORK MELLON	06405VFG9	March 21, 2025	630	5.04%	\$243,000	\$241,246	\$243,000	(\$1,754)
	BANK OF NEW ENGLAND	06426KBE7	May 23, 2024	328	2.72%	\$245,000	\$239,049	\$245,000	(\$5,951)
	BANK OF PERRY CNTY LO	06425KCT4	May 31, 2028	1,797	4.30%	\$249,000	\$245,995	\$249,000	(\$3,005)
	BANK PONTIAC ILL	064455AZ1	April 28, 2027	1,398	4.41%	\$244,000	\$234,923	\$244,000	(\$9,077)
	BANK SIERRA PORTERVIL	064860MCO	March 15, 2027	1,354	4.72%	\$244,000	\$237,941	\$244,000	(\$6,059)
	BANK UTAH OGDEN UTAH	065427AC0	May 10, 2028	1,776	4.45%	\$249,000	\$238,056	\$249,000	(\$10,944)
	BANKERS BK MADISON WI	06610RBZ1	November 24, 2027	1,608	4.43%	\$249,000	\$238,761	\$249,000	(\$10,239)
	BELLCO FEDERAL CR UN	07833EAN7	February 24, 2026	970	4.77%	\$248,000	\$244,597	\$248,000	(\$3,403)
	BLUE RIDGE BK MARTINS	09582YAG7	March 16, 2026	990	5.05%	\$230,000	\$227,652	\$230,000	(\$2,348)
	BMO HARRIS BK NATL AS	05600XQA1	May 9, 2025	679	4.85%	\$244,000	\$241,292	\$244,000	(\$2,708)
	BMW BK NORTH AMER SAL	05580AW83	March 17, 2028	1,722	4.86%	\$244,000	\$238,595	\$244,000	(\$5,405)
	BRENTWOOD BK BETHEL P	107219BK2	March 17, 2026	991	4.83%	\$235,000	\$231,118	\$235,000	(\$3,882)
	BRIDGEWATER BK BLOOMI	108622NK3	March 29, 2028	1,734	4.90%	\$249,000	\$243,963	\$249,000	(\$5,037)
	CALIFORNIA CR UN GLEN	130162AU4	February 23, 2026	969	4.60%	\$244,000	\$238,588	\$244,000	(\$5,412)
	CAPITAL ONE NATL ASSN	14042RUR0	September 30, 2027	1,553	4.47%	\$200,000	\$192,400	\$199,800	(\$7,400)
	CATTLEMENS BK ALTUS O	14947NAA4	March 16, 2026	990	4.80%	\$249,000	\$246,366	\$249,000	(\$2,634)
	CELTIC BK SALT LAKE C	15118RE78	March 17, 2027	1,356	4.80%	\$249,000	\$243,617	\$249,000	(\$5,383)
	CENTRAL BK STORM LAKE	15258RBG1	May 5, 2025	675	4.71%	\$249,000	\$245,596	\$249,000	(\$3,404)
	CENTRIS FEDERAL CREDI	15643VAB8	May 27, 2025	697	5.04%	\$248,000	\$246,090	\$248,000	(\$1,910)
	CFBANK FAIRLAWN OHIO	15721UFP9	September 15, 2026	1,173	4.84%	\$248,000	\$243,382	\$248,000	(\$4,618)
	CHARLES SCHWAB BK SSB	15987UBA5	March 28, 2025	637	5.08%	\$243,000	\$241,430	\$243,000	(\$1,570)
	CHARTWAY FED CR UN VA	16141BAC5	June 9, 2026	1,075	4.97%	\$248,000	\$244,627	\$248,000	(\$3,373)
	CHEROKEE ST BK IOWA	164499DE2	March 6, 2026	980	4.65%	\$242,000	\$236,855	\$239,922	(\$3,067)
	CIBC BK USA CHICAGO I	12547CAU2	March 24, 2026	998	5.05%	\$243,000	\$240,502	\$243,000	(\$2,498)
	CITADEL FED CR UN EXT	17286TAG0	February 27, 2025	608	1.76%	\$245,000	\$230,302	\$245,000	(\$14,698)
	CITIZENS BK INC ROBER	173851AE6	March 16, 2026	990	4.71%	\$248,000	\$247,254	\$248,000	(\$746)
	CITIZENS ST BK LACROS	176688DA4	March 24, 2028	1,729	4.82%	\$249,000	\$242,927	\$249,000	(\$6,073)
	CITY NATL BK LOS ANGE	178180GY5	March 31, 2028	1,736	5.06%	\$243,000	\$240,125	\$243,000	(\$2,875)
	COASTLIFE CR UN CORPU	19058LAB0	February 13, 2026	959	4.74%	\$249,000	\$244,403	\$249,000	(\$4,597)
	COMMERCE BK GENEVA MI	20056QRZ8	June 26, 2024	362	2.37%	\$245,000	\$237,523	\$245,000	(\$7,477)
	COMMUNITY FIRST BK IN	20368TDH0	May 5, 2025	675	4.76%	\$249,000	\$245,813	\$249,000	(\$3,187)
	COMMUNITY HERITAGE FI	597338AJ1	May 10, 2027	1,410	4.55%	\$249,000	\$240,925	\$249,000	(\$8,075)

Portfolio

As of June 2023

Security Type	Issuer	CUSIP	Month, Day, Year of Maturity Date	Days to Maturity	Coupon	Par Value	Market Value	Book Value	Unrealized P/L
Negotiable Certificates of Deposit	CONNECTONE BK ENGLEWO	20786ADG7	March 23, 2026	997	0.79%	\$240,000	\$211,392	\$213,854	(\$2,462)
	CONNEXUS CREDIT UNION	20825WBC3	August 26, 2025	788	3.64%	\$249,000	\$239,299	\$238,934	\$365
	CORNERSTONE BK FARGO	219232CQ6	May 12, 2025	682	4.72%	\$249,000	\$245,566	\$249,000	(\$3,434)
	COUNTY SCHS FED CR UN	22258JAF8	March 17, 2026	991	4.87%	\$248,000	\$244,216	\$248,000	(\$3,784)
	CROSS RIV BK TEANECK	227563CH4	May 19, 2026	1,054	4.74%	\$244,000	\$239,127	\$244,000	(\$4,873)
	CY FAIR FCU HOUSTON T	23248UAA5	May 19, 2027	1,419	4.50%	\$249,000	\$240,459	\$249,000	(\$8,541)
	DISCOVER BK GREENWOOD	2546732F2	March 6, 2028	1,711	4.61%	\$244,000	\$235,602	\$241,897	(\$6,296)
	DORT FINL CR UN GRAND	25844MAQ1	February 10, 2028	1,686	4.44%	\$247,000	\$236,549	\$247,000	(\$10,451)
	EAGLEBANK BETHESDA MD	27002YFQ4	February 24, 2026	970	4.37%	\$244,000	\$237,095	\$238,205	(\$1,110)
	ENCORE BK LITTLE ROCK	29260MAM7	August 14, 2023	45	2.01%	\$245,000	\$244,035	\$245,000	(\$965)
	ENERBANK USA SALT LAK	29278TMN7	November 22, 2023	145	1.82%	\$245,000	\$241,661	\$245,000	(\$3,339)
	ENTERPRISE BANK PA	29367RKT2	May 16, 2024	321	2.66%	\$245,000	\$239,091	\$245,000	(\$5,909)
	FEDERAL SVGS BK CHICA	313812EC9	February 24, 2026	970	4.33%	\$249,000	\$241,595	\$244,829	(\$3,235)
	FIDELITY BK NEW ORLEA	31617CAY9	March 16, 2026	990	4.77%	\$249,000	\$245,516	\$249,000	(\$3,484)
	FIRST FED CR UN CEDAR	32024JAM5	February 17, 2028	1,693	4.57%	\$249,000	\$239,934	\$249,000	(\$9,066)
	FIRST FMRS BK TR CONV	320165JK0	September 4, 2024	432	1.83%	\$245,000	\$234,622	\$245,000	(\$10,378)
	FIRST NATIONAL BANK O	32112UDM0	January 2, 2024	186	1.78%	\$245,000	\$240,644	\$245,000	(\$4,356)
	FIRST NATL BK DAMARIS	32117BFR4	September 23, 2026	1,181	5.06%	\$248,000	\$245,200	\$248,000	(\$2,800)
	FIRST NATL BK OF MICH	32114VCH8	March 15, 2028	1,720	4.73%	\$249,000	\$241,908	\$249,000	(\$7,092)
	FIRST ST BK BUXTON ND	33648RAZ2	September 5, 2023	67	1.66%	\$245,000	\$243,408	\$245,000	(\$1,593)
	FIRST ST BK NEW LONDO	336793CD4	March 12, 2027	1,351	4.76%	\$244,000	\$238,351	\$244,000	(\$5,649)
	FIRST TECHNOLOGY FED	33715LEN6	February 18, 2025	599	4.90%	\$248,000	\$245,706	\$248,000	(\$2,294)
	FIRST UTD BK TR CO	33742CCS4	February 8, 2027	1,319	4.19%	\$200,000	\$191,156	\$195,050	(\$3,894)
	FIRST WESTN BK TR MIN	33749VBP2	May 12, 2025	682	4.81%	\$249,000	\$246,007	\$249,000	(\$2,993)
	FLAGSTAR BK NATL ASSN	33847GAB8	March 2, 2026	976	4.51%	\$244,000	\$240,572	\$241,365	(\$793)
	FNCB BK DUNMORE PA	30257YBS0	May 7, 2027	1,407	4.46%	\$244,000	\$235,297	\$244,000	(\$8,703)
	FREEDOM FIRST CR UN R	35638CAH2	April 28, 2025	668	4.81%	\$248,000	\$245,069	\$248,000	(\$2,931)
	FREEDOM NORTHWEST CR	356436AK1	June 1, 2026	1,067	4.92%	\$248,000	\$244,310	\$248,000	(\$3,690)
	FREESTAR FINL CR UN C	35688MAE6	February 22, 2028	1,698	4.48%	\$249,000	\$238,893	\$249,000	(\$10,107)
	GENOA BKG CO OHIO	372348CJ9	July 31, 2024	397	2.03%	\$245,000	\$235,908	\$245,000	(\$9,092)
	GEORGIA BKG CO	37312PDD8	March 27, 2026	1,001	5.01%	\$243,000	\$240,188	\$243,000	(\$2,812)
	GOLD COAST BK CHICAGO	38058KEW2	September 22, 2027	1,545	4.81%	\$249,000	\$243,273	\$249,000	(\$5,727)
	GRAND RIV BK GRANDVIL	38644ABP3	August 2, 2024	399	2.08%	\$245,000	\$236,013	\$245,000	(\$8,987)
GREAT NORTH BK FLOREN	39103QA29	March 16, 2026	990	4.92%	\$244,000	\$240,596	\$244,000	(\$3,404)	
GREENSTATE CR UN NORT	39573LDW5	October 28, 2025	851	4.82%	\$248,000	\$244,409	\$248,000	(\$3,591)	
GREENWOOD MUN FED CR	39729LAF8	June 1, 2027	1,432	4.55%	\$249,000	\$246,059	\$249,000	(\$2,941)	
HONOLULU FIRE DEPT FE	438649AE5	August 17, 2026	1,144	4.53%	\$249,000	\$241,918	\$249,000	(\$7,082)	
HORIZON BK WAVERLY NE	44042TBQ6	August 29, 2023	60	1.71%	\$231,000	\$229,838	\$227,867	\$1,971	
HUNTINGTON NATL BK CO	446438SB0	May 5, 2025	675	4.85%	\$244,000	\$241,304	\$244,000	(\$2,696)	
JOHN MARSHALL BK REST	47804GKM4	September 2, 2026	1,160	4.57%	\$249,000	\$242,217	\$248,502	(\$6,285)	
KEY BK NATL ASSN OHIO	49306SJS6	March 17, 2025	626	5.04%	\$243,000	\$241,255	\$243,000	(\$1,745)	
KNOX TVA EMPL CREDIT	499724AD4	August 30, 2023	61	3.26%	\$245,000	\$244,179	\$245,000	(\$821)	
LAFAYETTE FED CR UN R	50625LAE3	September 27, 2023	89	3.32%	\$245,000	\$243,826	\$245,000	(\$1,174)	
LEADERS CR UN JACKSON	52171MAG0	March 30, 2028	1,735	5.06%	\$248,000	\$245,061	\$248,000	(\$2,939)	

Portfolio

As of June 2023

Security Type	Issuer	CUSIP	Month, Day, Year of Maturity Date	Days to Maturity	Coupon	Par Value	Market Value	Book Value	Unrealized P/L
Negotiable Certificates of Deposit	LIBERTY FED CR UN EVA	53052LAU3	June 9, 2025	710	5.13%	\$248,000	\$246,524	\$248,000	(\$1,476)
	LIBERTY FIRST CR UN L	530520AE5	February 3, 2028	1,679	4.42%	\$249,000	\$239,476	\$249,000	(\$9,524)
	LIVE OAK BANKING COMP	538036GU2	November 27, 2024	516	1.94%	\$245,000	\$233,046	\$245,000	(\$11,954)
	LUANA SVGS BK IOWA	549104C70	March 17, 2026	991	4.51%	\$244,000	\$237,851	\$244,000	(\$6,149)
	LYONS NATL BK N Y	552249CH5	March 16, 2026	990	4.92%	\$244,000	\$240,596	\$244,000	(\$3,404)
	MAINSTREET BANK	56065GAG3	April 26, 2024	301	2.66%	\$245,000	\$239,510	\$245,000	(\$5,490)
	MANUFACTURERS TRADERS	564759SE9	March 17, 2027	1,356	4.93%	\$244,000	\$239,969	\$244,000	(\$4,031)
	MEDALLION BK UTAH	58404DSM4	June 16, 2028	1,813	4.57%	\$249,000	\$239,540	\$249,000	(\$9,460)
	MID AMERN CR UN WICHI	59522NAD6	May 23, 2025	693	5.04%	\$248,000	\$246,098	\$248,000	(\$1,902)
	MID MO BK SPRINGFIELD	59541KBV8	July 17, 2024	383	1.97%	\$245,000	\$236,092	\$245,000	(\$8,908)
	MIDWEST BK WESTN ILL	59828PCQ1	March 23, 2026	997	5.05%	\$248,000	\$245,453	\$248,000	(\$2,547)
	MINNWEST BK REDWOOD F	604255KB4	May 3, 2027	1,403	4.42%	\$249,000	\$239,655	\$249,000	(\$9,345)
	MORGAN STANLEY BK N A	61690UPF1	November 29, 2024	518	2.05%	\$245,000	\$233,389	\$245,000	(\$11,611)
	MORGAN STANLEY PVT BK	61760AYR4	April 11, 2024	286	2.86%	\$245,000	\$240,200	\$245,000	(\$4,800)
	MOUNTAIN AMER FED CR	62384RAT3	April 28, 2026	1,033	4.79%	\$249,000	\$244,416	\$249,000	(\$4,584)
	NEBRASKALAND BK NORTH	63970MAE5	September 17, 2025	810	4.86%	\$249,000	\$245,808	\$249,000	(\$3,192)
	NEIGHBORS FCU BATON R	64017AAM6	September 28, 2023	90	3.32%	\$245,000	\$243,763	\$245,000	(\$1,237)
	NORTHWEST BK BOISE ID	66736ACE7	March 17, 2026	991	5.05%	\$248,000	\$245,465	\$248,000	(\$2,535)
	NUMERICA CR UN SPOKAN	67054NBH5	June 1, 2026	1,067	4.83%	\$248,000	\$243,640	\$248,000	(\$4,360)
	ONE CMNTY BK ORE WIS	682325DH5	October 6, 2026	1,194	4.88%	\$248,000	\$243,710	\$248,000	(\$4,290)
	PARKSIDE FINL BK TR C	70147AEX8	September 17, 2025	810	4.68%	\$249,000	\$244,772	\$249,000	(\$4,228)
	PARTNERS BK MISSION V	70212YBN1	March 17, 2025	626	5.08%	\$243,000	\$241,450	\$243,000	(\$1,550)
	PEOPLES BK CO COLDWAT	710275AC2	March 17, 2027	1,356	4.80%	\$249,000	\$243,617	\$249,000	(\$5,383)
	PEOPLES SVGS BK WELLS	71224LAG9	March 8, 2027	1,347	4.54%	\$244,000	\$236,346	\$240,906	(\$4,560)
	PINNACLE BK NASHVILLE	723455LN9	May 8, 2026	1,043	4.70%	\$244,000	\$238,849	\$244,000	(\$5,151)
	PLAINS ST BK TEX	726547BK7	June 21, 2024	357	2.37%	\$245,000	\$237,640	\$245,000	(\$7,360)
	POINT WEST CREDIT UNI	730716AF4	April 13, 2026	1,018	5.05%	\$243,000	\$240,466	\$243,000	(\$2,534)
	POPPY BK SANTA ROSA C	73319FAF6	March 18, 2025	627	1.18%	\$245,000	\$227,620	\$245,000	(\$17,380)
	POPULAR BK NEW YORK B	73317ABT8	March 19, 2026	993	4.83%	\$247,000	\$242,922	\$247,000	(\$4,078)
	PORTAGE BK BELLEVUE W	73565MAC9	March 24, 2027	1,363	4.85%	\$249,000	\$244,025	\$249,000	(\$4,975)
	PREFERRED BANK LA CAL	740367HP5	August 16, 2024	413	2.08%	\$245,000	\$235,710	\$245,000	(\$9,290)
	RAIZ FCU EL PASO TEX	75102EAG3	August 18, 2025	780	4.77%	\$249,000	\$245,409	\$249,000	(\$3,591)
	RAYMOND JAMES BANK NA	75472RAU5	December 30, 2024	549	1.95%	\$245,000	\$232,297	\$245,000	(\$12,703)
	RIA FED CR UN	749622AL0	December 26, 2023	179	2.53%	\$245,000	\$241,697	\$245,000	(\$3,303)
ROGUE CR UN MEDFORD O	77535MAM5	January 20, 2028	1,665	5.14%	\$248,000	\$246,105	\$248,000	(\$1,895)	
SAN FRANCISCO FED CR	79772FAG1	February 3, 2028	1,679	4.52%	\$216,000	\$207,738	\$216,000	(\$8,262)	
SANDY SPRING BK OLNEY	800364EX5	March 16, 2026	990	4.96%	\$244,000	\$240,901	\$244,000	(\$3,099)	
SAVANNAH BK NATL ASSN	804767AB7	May 3, 2028	1,769	4.32%	\$249,000	\$236,493	\$249,000	(\$12,507)	
SAWYER SVGS BK SAUGER	805508BY3	March 10, 2026	984	4.65%	\$245,000	\$239,752	\$243,177	(\$3,425)	
SECURITY ST BK WARROA	81501JAE2	May 31, 2028	1,797	4.35%	\$249,000	\$246,000	\$249,000	(\$3,000)	
SIGNATURE FED CR UN A	82671DAC1	June 8, 2026	1,074	4.88%	\$248,000	\$243,958	\$248,000	(\$4,042)	
SOUTHERN BK POPLAR BL	843383CS7	May 17, 2028	1,783	4.40%	\$249,000	\$237,494	\$249,000	(\$11,506)	
SOUTHERN FIRST BK N A	84287PHU9	November 27, 2026	1,246	4.71%	\$249,000	\$243,061	\$249,000	(\$5,939)	
SOUTHERN MICH BK TR	843355BP2	November 8, 2027	1,592	4.30%	\$249,000	\$237,382	\$249,000	(\$11,618)	

Portfolio

As of June 2023

Security Type	Issuer	CUSIP	Month, Day, Year of Maturity Date	Days to Maturity	Coupon	Par Value	Market Value	Book Value	Unrealized P/L
Negotiable Certificates of Deposit	ST VINCENTS MED CTR C	85279AAC6	June 16, 2027	1,447	4.72%	\$249,000	\$242,583	\$249,000	(\$6,417)
	STATE BK INDIA NEW YO	856285X89	February 28, 2028	1,704	4.65%	\$244,000	\$236,141	\$244,000	(\$7,859)
	SYNCHRONY BK RETAIL C	87164XZW9	August 20, 2026	1,147	1.03%	\$248,000	\$216,901	\$219,540	(\$2,639)
	TECHNOLOGY CR UN SAN	87868YAJ2	February 24, 2025	605	5.04%	\$248,000	\$246,274	\$248,000	(\$1,726)
	THOMASVILLE NATL BK G	884693BY7	March 24, 2025	633	5.08%	\$248,000	\$246,415	\$248,000	(\$1,585)
	TRANSPORTATION ALLIAN	89388CGJ1	March 17, 2025	626	5.04%	\$248,000	\$246,224	\$248,000	(\$1,776)
	TRISTATE CAP BK PITTS	89677DJE7	March 30, 2026	1,004	5.05%	\$243,000	\$240,490	\$243,000	(\$2,510)
	TRULIANT FED CR UN WI	89789AAD9	February 26, 2027	1,337	4.63%	\$249,000	\$242,006	\$249,000	(\$6,994)
	UBS BK USA SALT LAKE	90355GDT0	June 1, 2028	1,798	4.50%	\$249,000	\$246,500	\$249,000	(\$2,500)
	UFIRST FED CR UN PLAT	902684AA7	August 22, 2025	784	4.77%	\$249,000	\$245,392	\$249,000	(\$3,608)
	UNITED FID BK FSB EVA	910286GA5	March 30, 2027	1,369	4.97%	\$248,000	\$244,300	\$248,000	(\$3,700)
	UNITED HERITAGE CR UN	91334AAL7	March 21, 2025	630	5.17%	\$248,000	\$246,829	\$248,000	(\$1,171)
	UNITED ROOSEVELT SVGS	91139LAF3	May 19, 2027	1,419	4.55%	\$249,000	\$240,895	\$249,000	(\$8,105)
	UNIVERSITY BK ANN ARB	914098DQ8	April 3, 2028	1,739	4.94%	\$248,000	\$243,501	\$248,000	(\$4,499)
	UNIVEST NATL BK TR SO	91527PBW6	May 5, 2028	1,771	4.32%	\$249,000	\$236,483	\$249,000	(\$12,517)
	UPPER PENNISUA STATE	91630PAS0	December 27, 2024	546	1.85%	\$245,000	\$232,035	\$245,000	(\$12,965)
	USALLIANCE FCU RYE NE	90352RDB8	May 26, 2028	1,792	4.70%	\$249,000	\$241,214	\$249,000	(\$7,786)
	UTAH CMNTY CR UN PROV	917352AC0	April 27, 2026	1,032	4.70%	\$249,000	\$243,769	\$249,000	(\$5,231)
	VALLESTAR CR UN MART	92023CAE3	March 20, 2028	1,725	4.86%	\$248,000	\$242,477	\$248,000	(\$5,523)
	VIKING BK NATL ASSN A	92675MAA0	March 13, 2026	987	4.74%	\$249,000	\$244,286	\$249,000	(\$4,714)
	WASHINGTON FEDERAL	938828BJ8	August 23, 2024	420	2.13%	\$245,000	\$235,692	\$245,000	(\$9,308)
	WELLS FARGO BANK NA	949763B96	May 24, 2024	329	2.72%	\$245,000	\$239,027	\$245,000	(\$5,973)
	WESTERN ALLIANCE BK P	95763PLW9	April 28, 2025	668	4.85%	\$244,000	\$241,328	\$244,000	(\$2,672)
	Government Agency	B1BANK BATON ROUGE LA	098079AM8	May 12, 2025	682	4.81%	\$249,000	\$246,007	\$249,000
CUSTOMERS BK PHOENIXV		23204HNV6	March 31, 2026	1,005	5.05%	\$243,000	\$240,490	\$243,000	(\$2,510)
FEDERAL AGRI MTG CORP		31422BPQ7	November 22, 2023	145	1.65%	\$500,000	\$492,515	\$499,884	(\$7,369)
FEDERAL HOME LOAN BKS		3130A1XJ2	June 14, 2024	350	2.95%	\$2,000,000	\$1,951,400	\$2,089,405	(\$138,005)
		3130ASA82	June 20, 2025	721	2.55%	\$500,000	\$490,310	\$497,010	(\$6,700)
		3130ASE96	June 27, 2025	728	3.33%	\$1,000,000	\$961,180	\$990,123	(\$28,943)
		3130ASH77	June 28, 2024	364	3.65%	\$1,000,000	\$978,660	\$1,000,000	(\$21,340)
	TENNESSEE VALLEY AUTH	880591ER9	September 15, 2024	443	2.96%	\$500,000	\$484,895	\$526,520	(\$41,625)
U.S. Treasuries	U S TREASURY NOTE	91282CCJ8	June 30, 2026	1,096	0.97%	\$10,000,000	\$9,010,200	\$8,978,125	\$32,075
		91282CEX5	June 30, 2024	366	3.07%	\$10,000,000	\$9,764,100	\$9,840,625	(\$76,525)
		91282CHK0	June 30, 2028	1,827	4.02%	\$10,000,000	\$9,945,300	\$9,938,281	\$7,019
		912828ZV5	June 30, 2027	1,461	0.58%	\$10,000,000	\$8,621,900	\$8,611,719	\$10,181
		912828ZW3	June 30, 2025	731	0.27%	\$10,000,000	\$9,132,800	\$9,057,031	\$75,769



CITY OF
EL SEGUNDO

Transactions

Transactions

Prior 3 Months as of June 2023

Year of Transaction Date	Month of Transaction Date	Day of Transaction Date	Issuer	CUSIP	Maturity Date	Coupon	Par Value	Book Value	
2023	April	3	UNIVERSITY BK C D	914098DQ8	4/03/28	4.850%	\$248,000	\$248,000.00	
		6	ONE CMNTY BK C D	682325DHS	10/06/26	4.800%	\$248,000	\$248,000.00	
		12	POINT WEST C D	730716AF4	4/13/26	5.000%	\$243,000	\$243,000.00	
		24	CAPITAL ONE C D	14042RUR0	9/30/27	4.300%	\$200,000	\$199,800.00	
		26	UTAH CMNTY CR C D	917352AC0	4/27/26	4.600%	\$249,000	\$249,000.00	
		27	AMERICAN FIRST C D	02616ACA5	4/27/27	4.400%	\$249,000	\$249,000.00	
			WESTERN C D	95763PLW9	4/28/25	4.800%	\$244,000	\$244,000.00	
		28	BANK PONTIAC ILL C D	064455AZ1	4/28/27	4.250%	\$244,000	\$244,000.00	
			FREEDOM FIRST C D	35638CAH2	4/28/25	4.750%	\$248,000	\$248,000.00	
			GREENSTATE CR C D	39573LDW5	10/28/25	4.750%	\$248,000	\$248,000.00	
		MOUNTAIN AMER C D	62384RAT3	4/28/26	4.700%	\$249,000	\$249,000.00		
		May	1	MINNWEST BK C D	60425SKB4	5/03/27	4.250%	\$249,000	\$249,000.00
	3		SAVANNAH BK C D	804767AB7	5/03/28	4.100%	\$249,000	\$249,000.00	
	4		CENTRAL BK C D	15258RBG1	5/05/25	4.650%	\$249,000	\$249,000.00	
	5		COMMUNITY FIRST C D	20368TDHO	5/05/25	4.700%	\$249,000	\$249,000.00	
			HUNTINGTON NATL C D	446438SB0	5/05/25	4.800%	\$244,000	\$244,000.00	
			UNIVEST NATL BK C D	91527PBW6	5/05/28	4.100%	\$249,000	\$249,000.00	
	8		PINNACLE BK C D	72345SLN9	5/08/26	4.600%	\$244,000	\$244,000.00	
			SOUTHERN MICH BK C D	843355BP2	11/08/27	4.100%	\$249,000	\$249,000.00	
	9		BMO HARRIS C D	05600XQA1	5/09/25	4.800%	\$244,000	\$244,000.00	
	10		B1BANK BATON C D	098079AM8	5/12/25	4.750%	\$249,000	\$249,000.00	
		BANK UTAH OGDEN C D	065427AC0	5/10/28	4.250%	\$249,000	\$249,000.00		
		COMMUNITY C D	597338AJ1	5/10/27	4.400%	\$249,000	\$249,000.00		
		CORNERSTONE BK C D	219232CQ6	5/12/25	4.650%	\$249,000	\$249,000.00		
		FIRST WESTN BK C D	33749VBP2	5/12/25	4.750%	\$249,000	\$249,000.00		
	12	ALLIANT CR UN C D	01882MAD4	12/30/25	5.100%	\$200,000	\$199,900.00		
		FNCB BK C D	30257YBS0	5/07/27	4.300%	\$244,000	\$244,000.00		
	17	SOUTHERN BK C D	843383CS7	5/17/28	4.200%	\$249,000	\$249,000.00		
	19	CROSS RIV BK C D	227563CH4	5/19/26	4.650%	\$244,000	\$244,000.00		
		CY FAIR FCU C D	23248UAA5	5/19/27	4.350%	\$249,000	\$249,000.00		
		UNITED C D	91139LAF3	5/19/27	4.400%	\$249,000	\$249,000.00		
24	BANKERS BK C D	06610RBZ1	11/24/27	4.250%	\$249,000	\$249,000.00			
	CENTRIS MTN C D	15643VAB8	5/27/25	5.000%	\$248,000	\$248,000.00			
	MID AMERN CR UN C D	59522NAD6	5/23/25	5.000%	\$248,000	\$248,000.00			
26	SOUTHERN FIRST C D	84287PHU9	11/27/26	4.600%	\$249,000	\$249,000.00			
	USALLIANCE FCU C D	90352RDB8	5/26/28	4.550%	\$249,000	\$249,000.00			
30	FREEDOM C D	356436AK1	6/01/26	4.850%	\$248,000	\$248,000.00			
	NUMERICA CR UN C D	67054NBH5	6/01/26	4.750%	\$248,000	\$248,000.00			
31	BANK OF PERRY C D	06425KCT4	5/31/28	4.250%	\$249,000	\$249,000.00			
	SECURITY ST BK C D	81501JAE2	5/31/28	4.300%	\$249,000	\$249,000.00			
	June	1	GREENWOOD MUN C D	39729LAF8	6/01/27	4.500%	\$249,000	\$249,000.00	
		UBS BK USA C D	90355GDT0	6/01/28	4.450%	\$249,000	\$249,000.00		

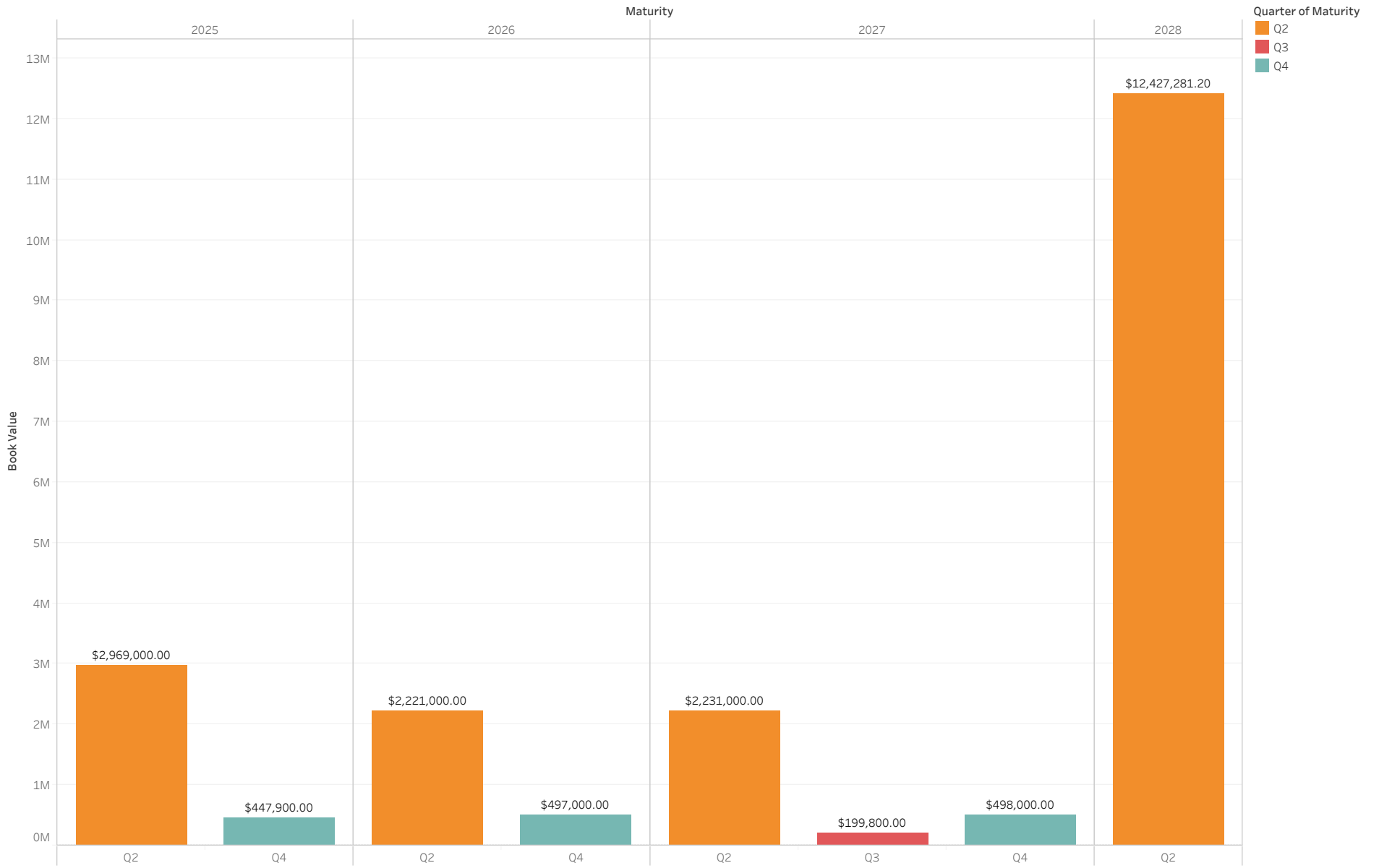
Transactions

Prior 3 Months as of June 2023

Year of Transaction Date	Month of Transaction Date	Day of Transaction Date	Issuer	CUSIP	Maturity Date	Coupon	Par Value	Book Value
2023	June	7	SIGNATURE FED C D	82671DAC1	6/08/26	4.800%	\$248,000	\$248,000.00
		9	CHARTWAY FED CR C D	16141BAC5	6/09/26	4.900%	\$248,000	\$248,000.00
			LIBERTY FED C D	53052LAU3	6/09/25	5.100%	\$248,000	\$248,000.00
		16	MEDALLION BK C D	58404DSM4	6/16/28	4.400%	\$249,000	\$249,000.00
			ST VINCENTS MED C D	85279AAC6	6/16/27	4.600%	\$249,000	\$249,000.00
		30	U S TREASURY NT	91282CHK0	6/30/28	4.000%	\$10,000,000	\$9,938,281.20

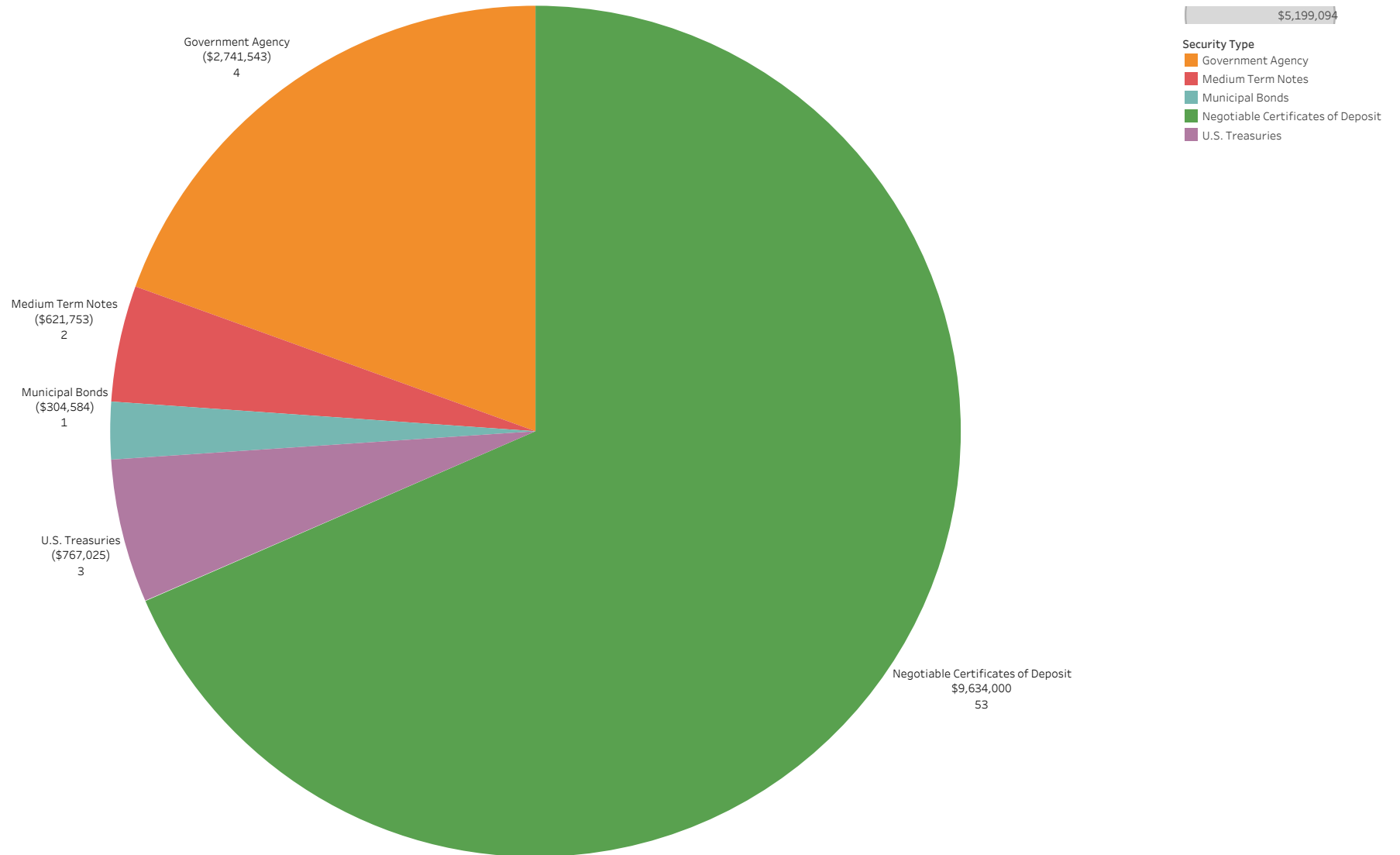
Transaction Ladder

Prior 3 Months as of June 2023



Transaction Summary

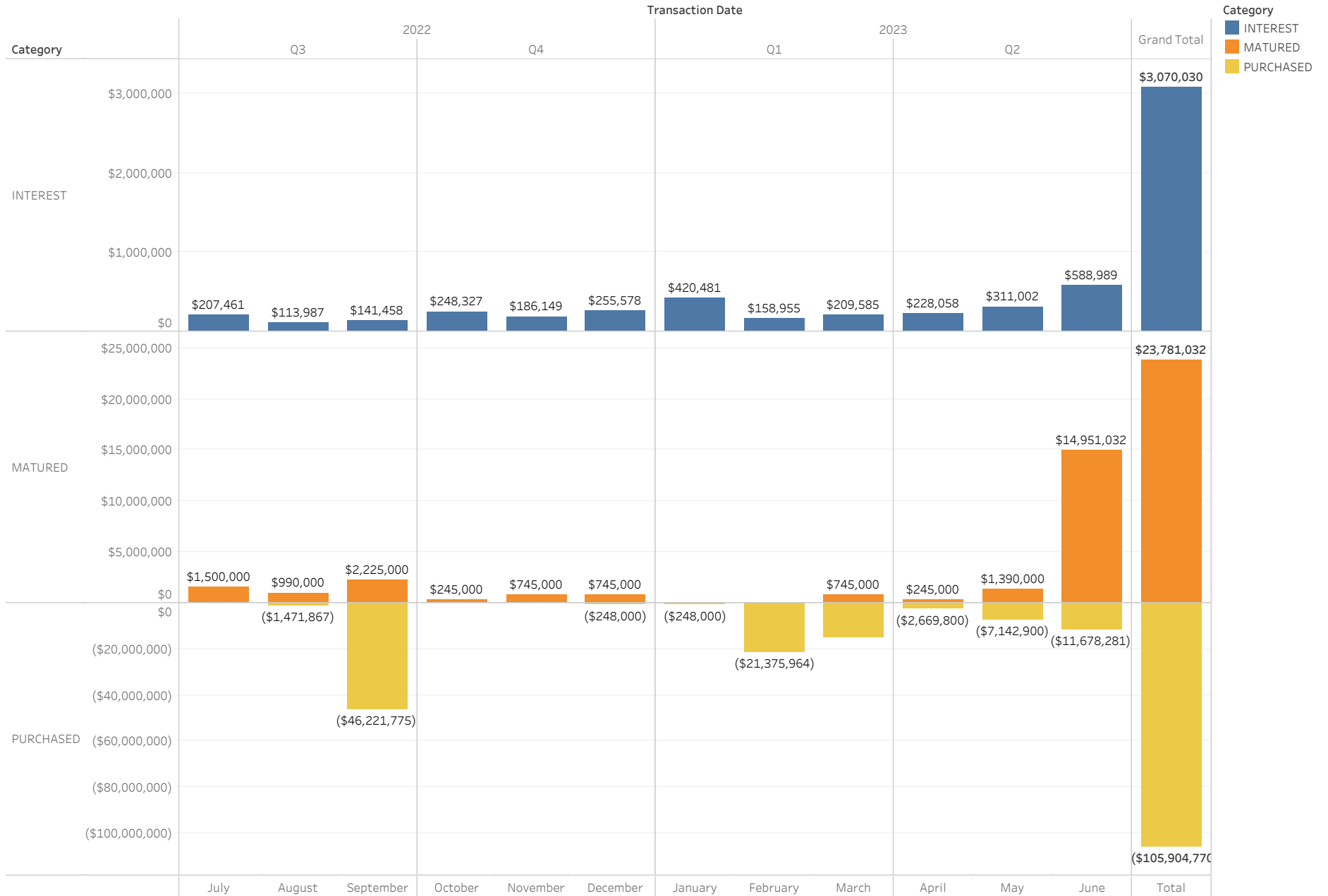
Prior 3 Months as of June 2023



Security Type, sum of Cost Basis and count of Cusip. Color shows details about Security Type. Size shows sum of Cost Basis. The marks are labeled by Security Type, sum of Cost Basis and count of Cusip. The data is filtered on Last 3 Months and NonZero. The Last 3 Months filter keeps True. The NonZero filter keeps True.

Interest Received

As of June 2023





CITY OF
EL SEGUNDO

Compliance

Asset Class Compliance

As of June 2023

Security Type	In Compliance?	Max Weight	Weight	Par Value	Book Value	Market Value
Cash	Y	100%	3.48%	\$4,584,935	\$4,584,935	\$4,584,935
LAIF	Y	100%	2.76%	\$3,638,141	\$3,638,141	\$3,638,141
CAMP - JPAP	Y	100%	3.94%	\$5,184,815	\$5,184,815	\$5,184,815
Medium Term Notes	Y	30%	18.04%	\$24,500,000	\$24,691,019	\$23,759,190
Municipal Bonds	Y	100%	3.32%	\$4,500,000	\$4,624,775	\$4,372,825
Negotiable Certificates of Deposit	Y	30%	28.73%	\$38,762,000	\$38,657,750	\$37,841,954
Government Agency	Y	100%	4.44%	\$5,992,000	\$6,094,941	\$5,845,457
U.S. Treasuries	Y	100%	35.29%	\$50,000,000	\$46,425,781	\$46,474,300
		Totals	100.00%	\$137,161,890	\$133,902,157	\$131,701,616

Rating Compliance

As of June 2023

Security Type	Issuer	CUSIP	S&P Rating	Moody Rating	In Compliance?	Market Value	Weight	Maximum % of Portfolio
Government Agency	B1BANK BATON ROUGE LA	098079AM8	Null	N/A	Y	\$246,007	0.19%	100.00%
	CUSTOMERS BK PHOENIXV	23204HNV6	Null	N/A	Y	\$240,490	0.18%	100.00%
	FEDERAL AGRI MTG CORP	31422BPQ7	N/A	N/A	Y	\$492,515	0.37%	100.00%
	FEDERAL HOME LOAN BKS	3130A1XJ2	AA+	AAA	Y	\$1,951,400	1.48%	100.00%
		3130ASA82	AA+	AAA	Y	\$490,310	0.37%	100.00%
		3130ASE96	AA+	AAA	Y	\$961,180	0.73%	100.00%
		3130ASH77	AA+	AAA	Y	\$978,660	0.74%	100.00%
	TENNESSEE VALLEY AUTH	880591ER9	AA+	AAA	Y	\$484,895	0.37%	100.00%
Medium Term Notes	AMAZON COM INC	023135CP9	AA	A1	Y	\$993,720	0.75%	1.00%
	AMERICAN HONDA FIN CO	02665WED9	A-	A3	Y	\$991,730	0.75%	1.00%
	APPLE INC	037833ECO	AA+	AAA	Y	\$433,355	0.33%	1.00%
	ASTRAZENECA FINANCE L	04636NAA1	A	A3	Y	\$451,170	0.34%	1.00%
	BANK NOVA SCOTIA B C	06418BAE8	A-	A2	Y	\$927,960	0.70%	1.00%
	BANK OF AMERICA CORP	06051GFX2	A-	A1	Y	\$479,625	0.36%	1.00%
	CANADIAN IMP BK COMM	13607HR61	A-	A2	Y	\$936,690	0.71%	1.00%
	CIGNA CORP	125523AG5	A-	BAA1	Y	\$486,750	0.37%	1.00%
	CITIGROUP INC	172967KNO	BBB+	A3	Y	\$475,510	0.36%	1.00%
	COCA COLA CO THE	191216CL2	A+	A1	Y	\$483,245	0.37%	1.00%
	COMCAST CORP	20030NBW0	A-	A3	Y	\$918,170	0.70%	1.00%
	DEERE JOHN CAPITAL	24422EWR6	A	A2	Y	\$999,170	0.76%	1.00%
	DEUTSCHE BK AG N Y	25160PAM9	A-	A1	Y	\$983,300	0.75%	1.00%
	ESTEE LAUDER CO INC	29736RANO	A+	A1	Y	\$476,875	0.36%	1.00%
	GOLDMAN SACHS GROUP I	38141GXJ8	BBB+	A2	Y	\$480,295	0.36%	1.00%
	HSBC HOLDINGS PLC	404280BB4	A-	A3	Y	\$952,900	0.72%	1.00%
	IBM CORP	459200AS0	A-	A3	Y	\$1,062,070	0.81%	1.00%
	INTEL CORP	458140CD0	A	A2	Y	\$997,100	0.76%	1.00%
	INTERCONTINENTAL EXCH	45866FAD6	A-	A3	Y	\$485,830	0.37%	1.00%
	MEAD JOHNSON NUTRITIO	582839AH9	A-	A3	Y	\$487,690	0.37%	1.00%
	MINITUBISHI UFJ FIN GR	606822AJ3	A-	A1	Y	\$915,270	0.69%	1.00%
	MORGAN STANLEY	61746BDZ6	A-	A1	Y	\$482,655	0.37%	1.00%
	ORACLE CORP	68389XBL8	BBB	BAA2	Y	\$496,540	0.38%	1.00%
	ROYAL BK CDA	78016EZD2	A	A1	Y	\$946,340	0.72%	1.00%
	STRYKER CORP	863667AH4	BBB+	BAA1	Y	\$478,450	0.36%	1.00%
	SUMITOMO MITSUI FINL	86562MAY6	A-	A1	Y	\$922,670	0.70%	1.00%
	TORONTO DOMINION BANK	89115A2M3	A	A1	Y	\$993,350	0.75%	1.00%
	TOSCO CORP	891490AR5	A-	A2	Y	\$1,077,120	0.82%	1.00%
	TOYOTA MTR CR CORP FR	89236TKL8	A+	A1	Y	\$1,019,970	0.77%	1.00%
	UNITED PARCEL SERVICE	911312BT2	A	A2	Y	\$481,790	0.37%	1.00%
	UNITEDHEALTH GROUP IN	91324PDN9	A+	A3	Y	\$482,590	0.37%	1.00%
	WELLS FARGO COMPANY	94974BGL8	BBB	A3	Y	\$959,290	0.73%	1.00%
Municipal Bonds	CONNECTICUT ST TXBL S	20772KGN3	AA-	AA3	Y	\$980,830	0.74%	1.00%
	HOUSTON TX REF SER B	4423315T7	AA	AA3	Y	\$976,010	0.74%	1.00%
	NEW YORK NY TXBL FISC	64966QCA6	AA	AA2	Y	\$963,860	0.73%	1.00%
	ONTARIO CA INTERNATIO	683042AJ4	AA	N/A	Y	\$475,035	0.36%	1.00%
	OREGON ST DEPT ADMINI	68607VT47	AAA	AA2	Y	\$490,285	0.37%	1.00%
	TULSA CNTY OKLA INDPT	899593MG9	N/A	AA2	Y	\$486,805	0.37%	1.00%
U.S. Treasuries	U S TREASURY NOTE	91282CCJ8	N/A	AAA	Y	\$9,010,200	6.84%	100.00%
		91282CEX5	N/A	AAA	Y	\$9,764,100	7.41%	100.00%
		91282CHK0	N/A	N/A	Y	\$9,945,300	7.55%	100.00%
		912828ZV5	Null	AAA	Y	\$8,621,900	6.55%	100.00%
		912828ZW3	N/A	AAA	Y	\$9,132,800	6.93%	100.00%

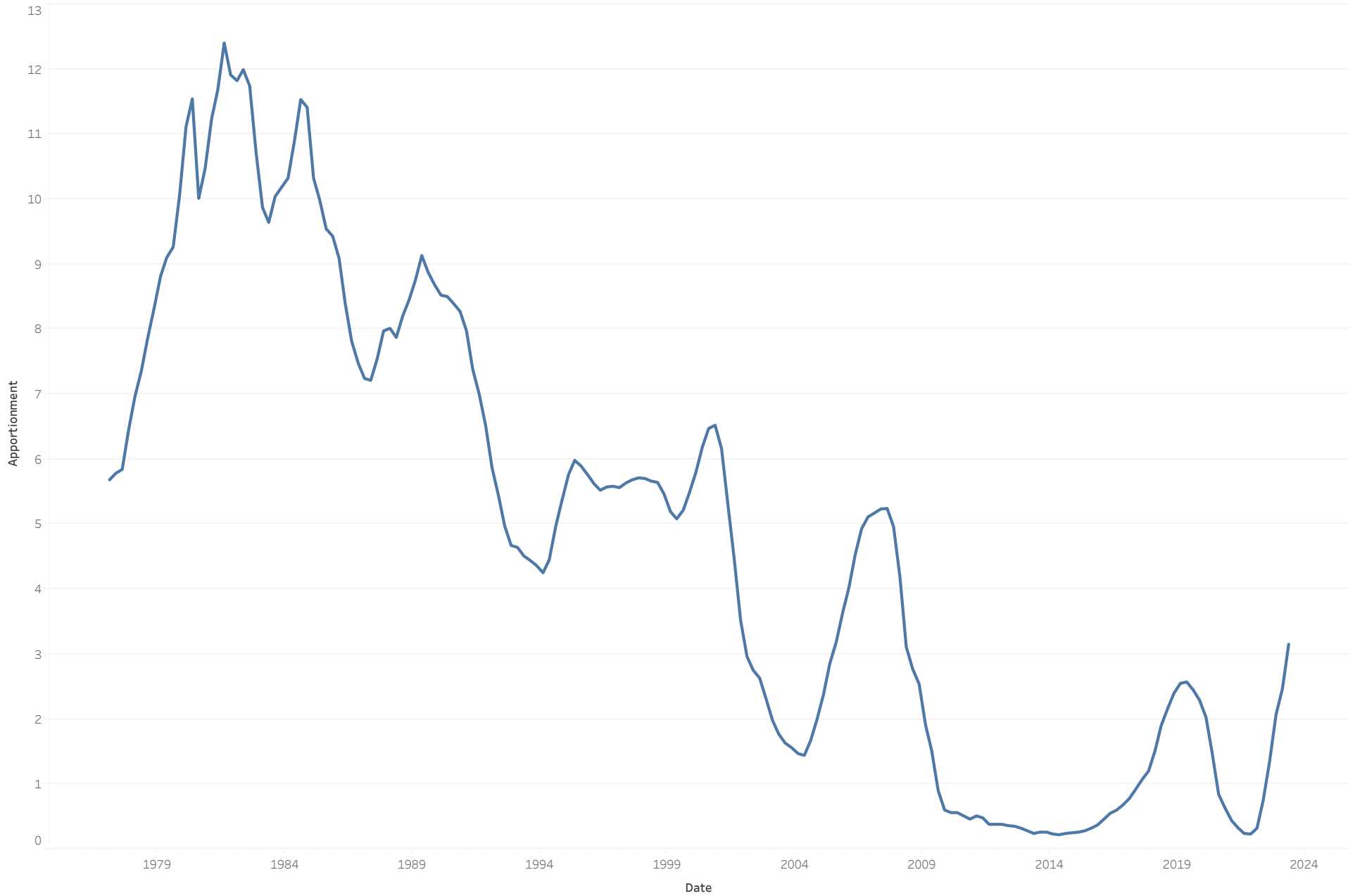


CITY OF
EL SEGUNDO

LAIF

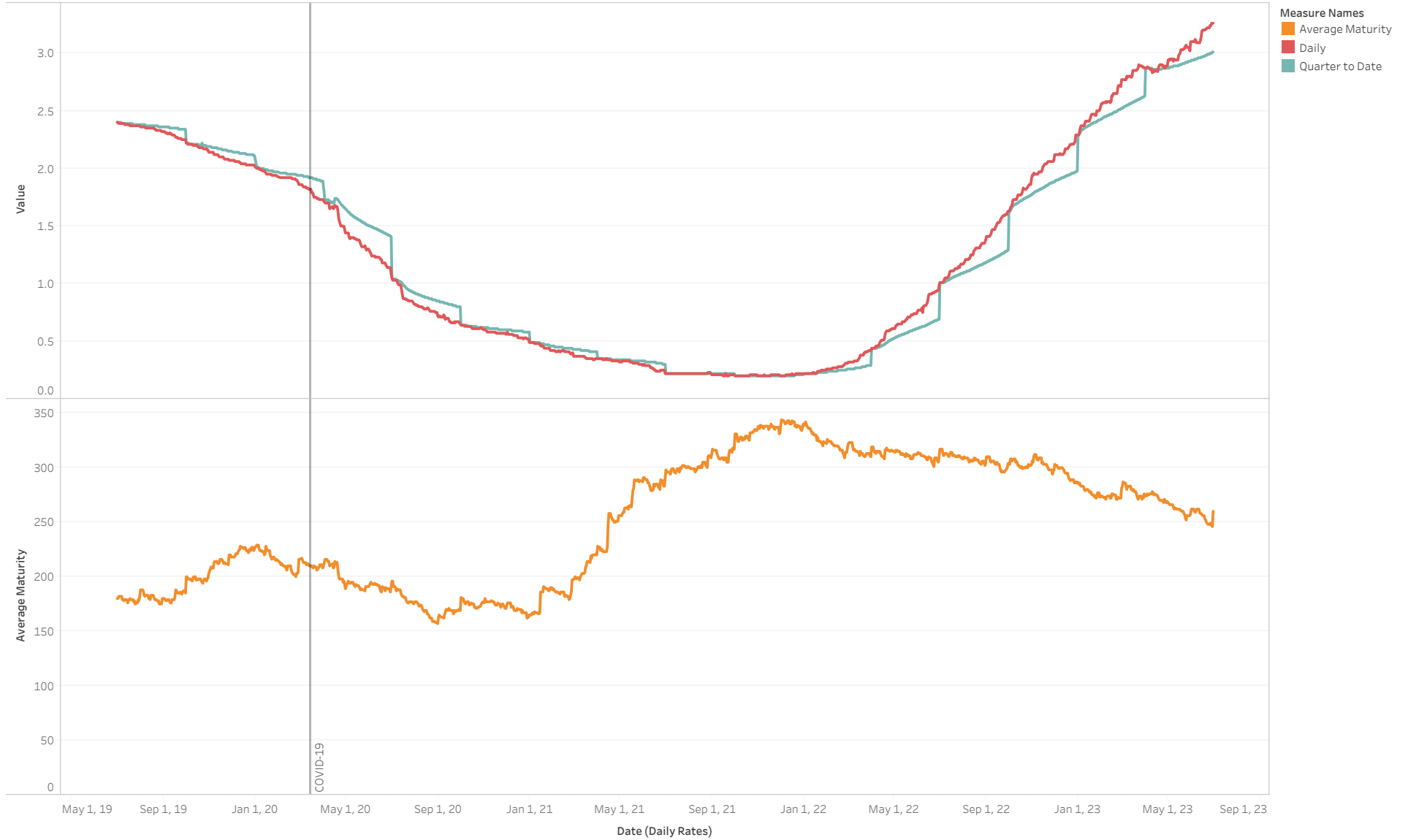
LAIF Apportionment Rates

As of June 2023



LAIF Diagnostics

As of June 2023



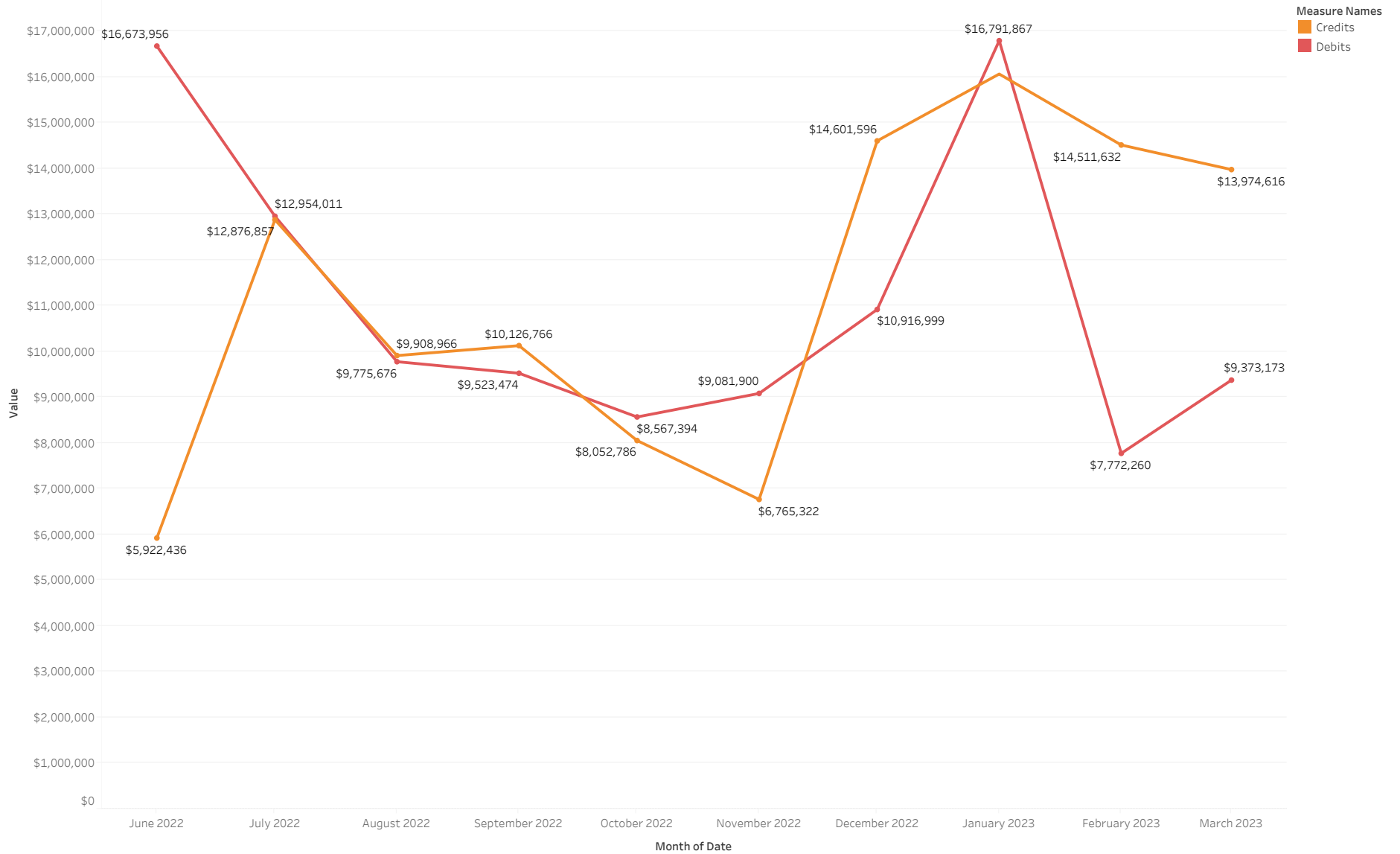


CITY OF
EL SEGUNDO

City Cash Flows

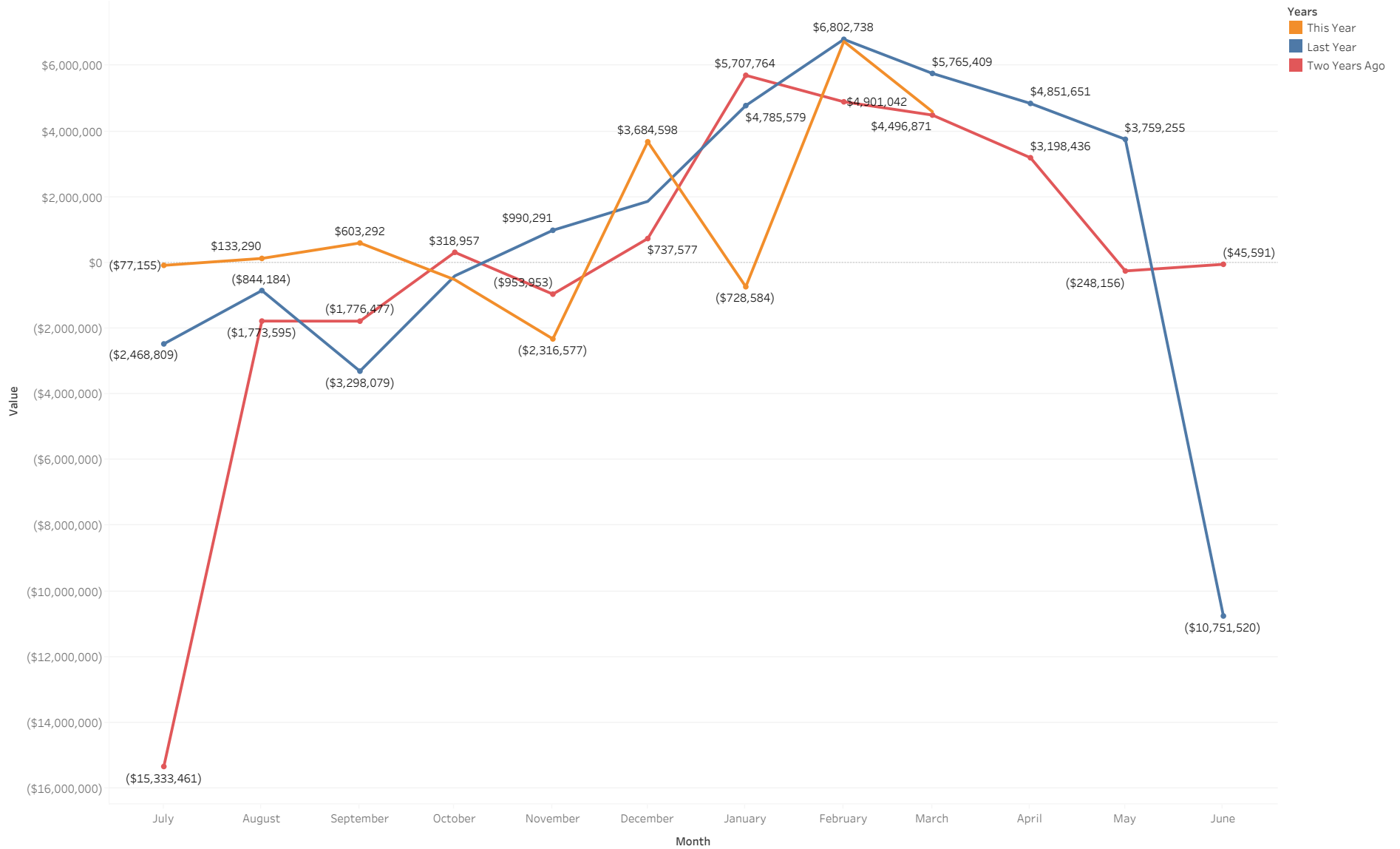
Rolling 13-Month Cash Flow Analysis

As of June 2023



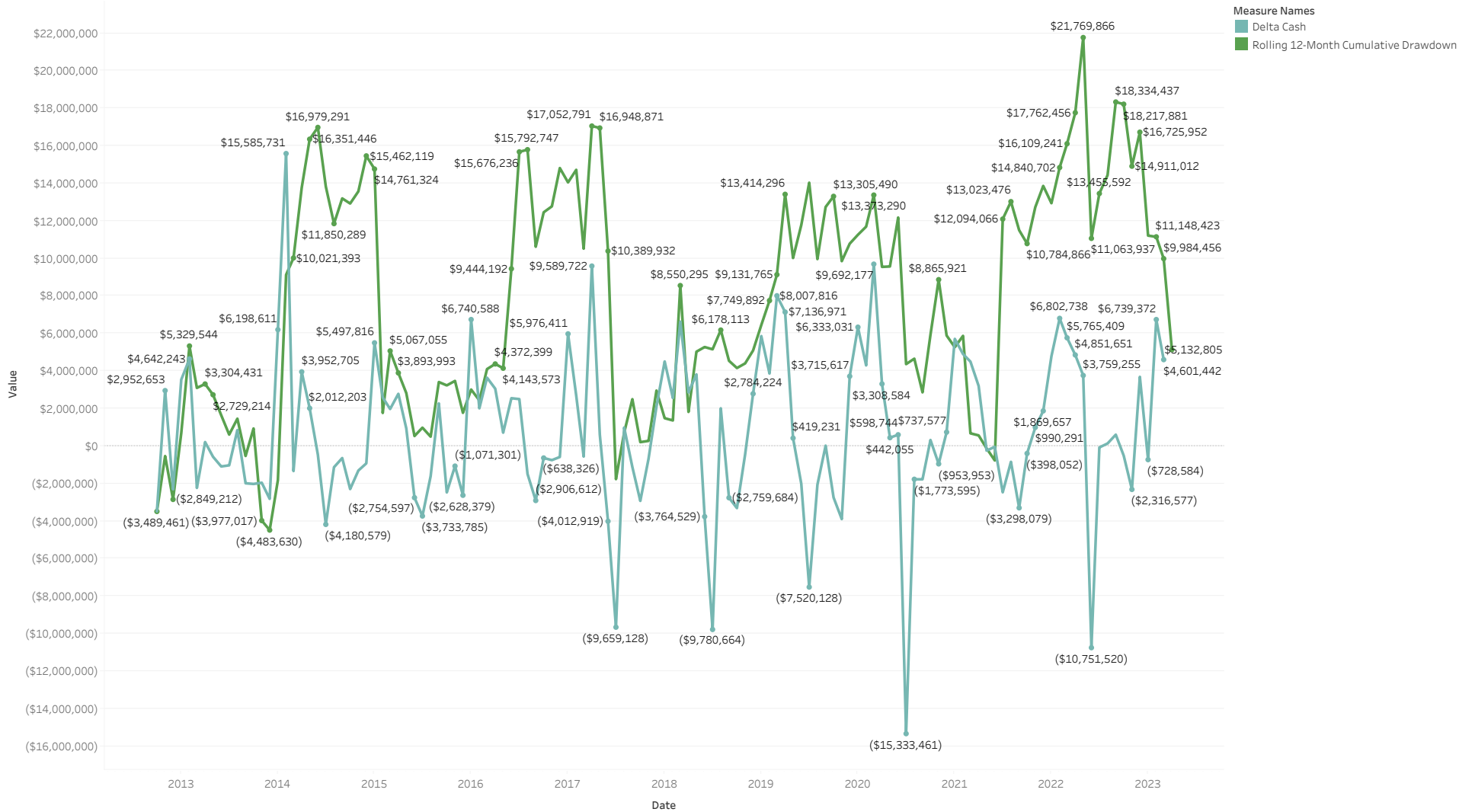
Net Change in Cash by Year

As of June 2023



Historic Drawdowns

As of June 2023



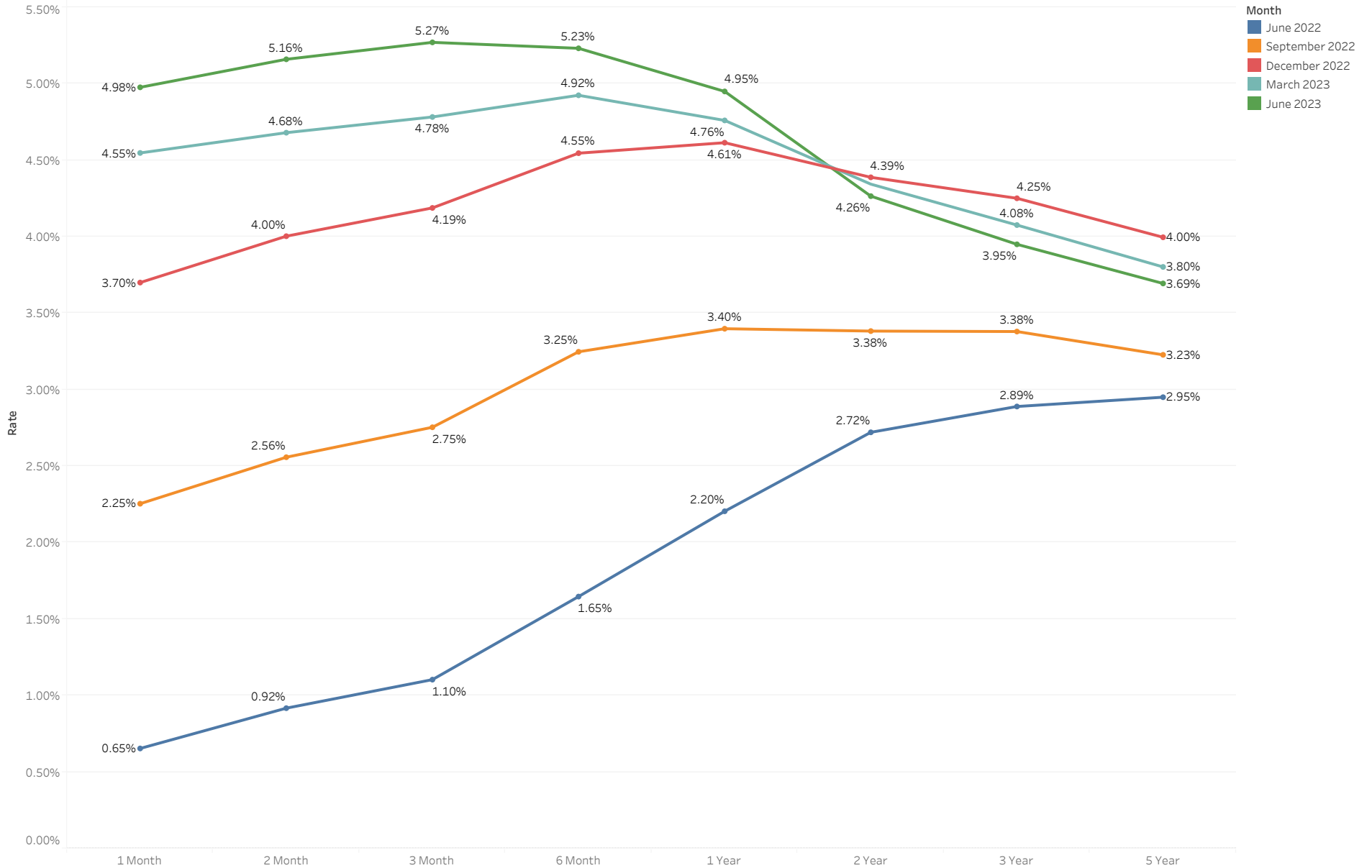


CITY OF
EL SEGUNDO

Economic Environment

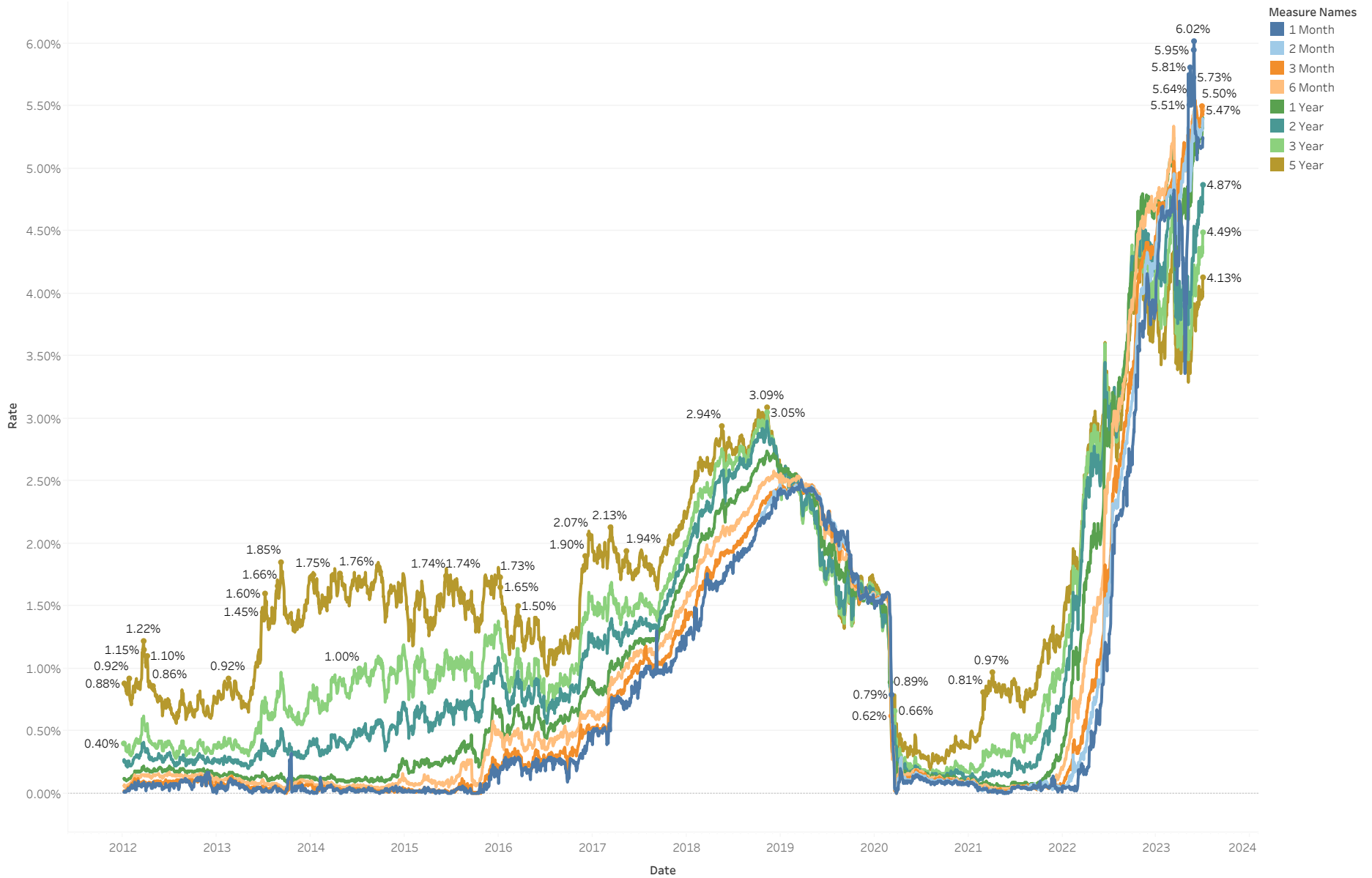
U.S. Treasury Yield Curve

As of June 2023



U.S. Treasury Maturity Through Time

As of June 2023



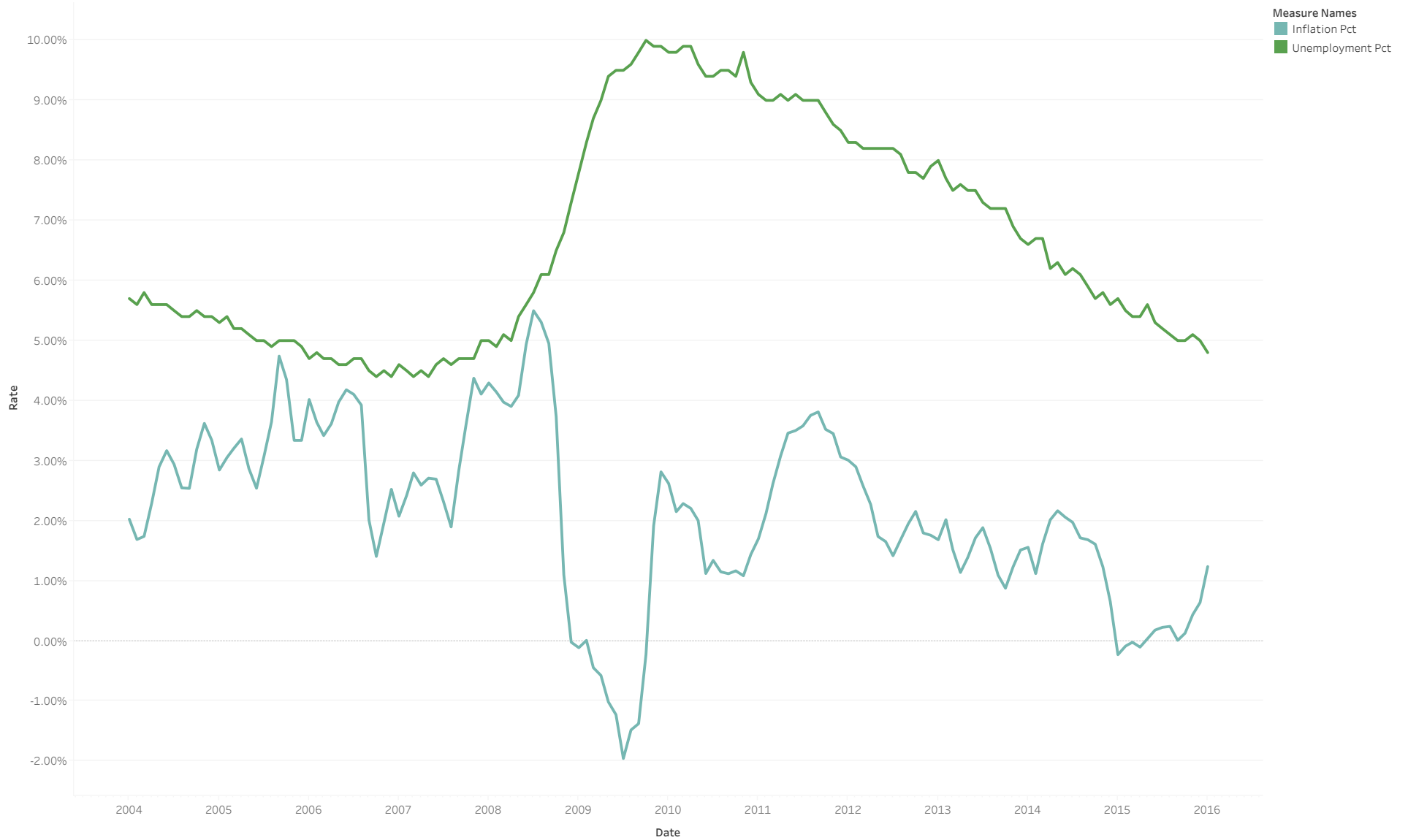
10-Year Minus 3-Month Treasury Yield Spread

As of June 2023



Unemployment vs Inflation

As of June 2023



5-Year Breakeven Inflation Prediction

As of June 2023





CITY OF
EL SEGUNDO

I certify that this report accurately reflects all pooled investments and it is in conformity with the investment policy as approved by the City Council on 10/1/22. A copy of this policy is available in the office of the City Clerk. The investment program herein shown provides sufficient cash flow liquidity to meet the next six months estimated expenditures.

Sources for the valuations are as follows:

Federal Agency Issues, Treasury Securities and Miscellaneous Securities: Union Bank, the custodial agent for the City of El Segundo.

Detailed information on all purchase and sale transactions follows the Investment Portfolio Details section.

 7/18/2023

Matthew Robinson, City Treasurer

Date